



Ensemble™

42" Tile Shower with Backer Boards

72110106



Features

- Modular design allows it to be moved around corners and through doorways with ease.
- Durable high gloss finish.
- Convenient shelves provide generous storage space.
- Shaving ledge/foot rest for added comfort.
- Realistic tile wall surround.
- 42" (1067 mm) x 34" (864 mm) x 75-3/4" (1926 mm) complete unit finished dimensions.

Material

- Compression molded from our exclusive Vikrell® material.

Installation

- Tongue-and-groove four piece modular design allows for easy snap together installation.
- Wall surround includes backer boards for future grab bar installation.
- Some caulk required for proper installation.

Components

Product includes:

- 72105106 36" Shower End Wall Set with Backer Boards
- 72111100 42" Shower Base
- 72112106 42" Shower Back Wall with Backer Boards



Codes/Standards

- CSA B45.5/IAPMO Z124
- ASTM E162
- ASTM E662
- Greenguard UL 2818 - Gold



STERLING® Warranty - Fixtures Made of Solid Vikrell Material

See website for detailed warranty information.

Available Color/Finishes

Color tiles intended for reference only.

Color Code Description

- | | | |
|--|----|---------|
|  | 0 | White |
|  | 96 | Biscuit |

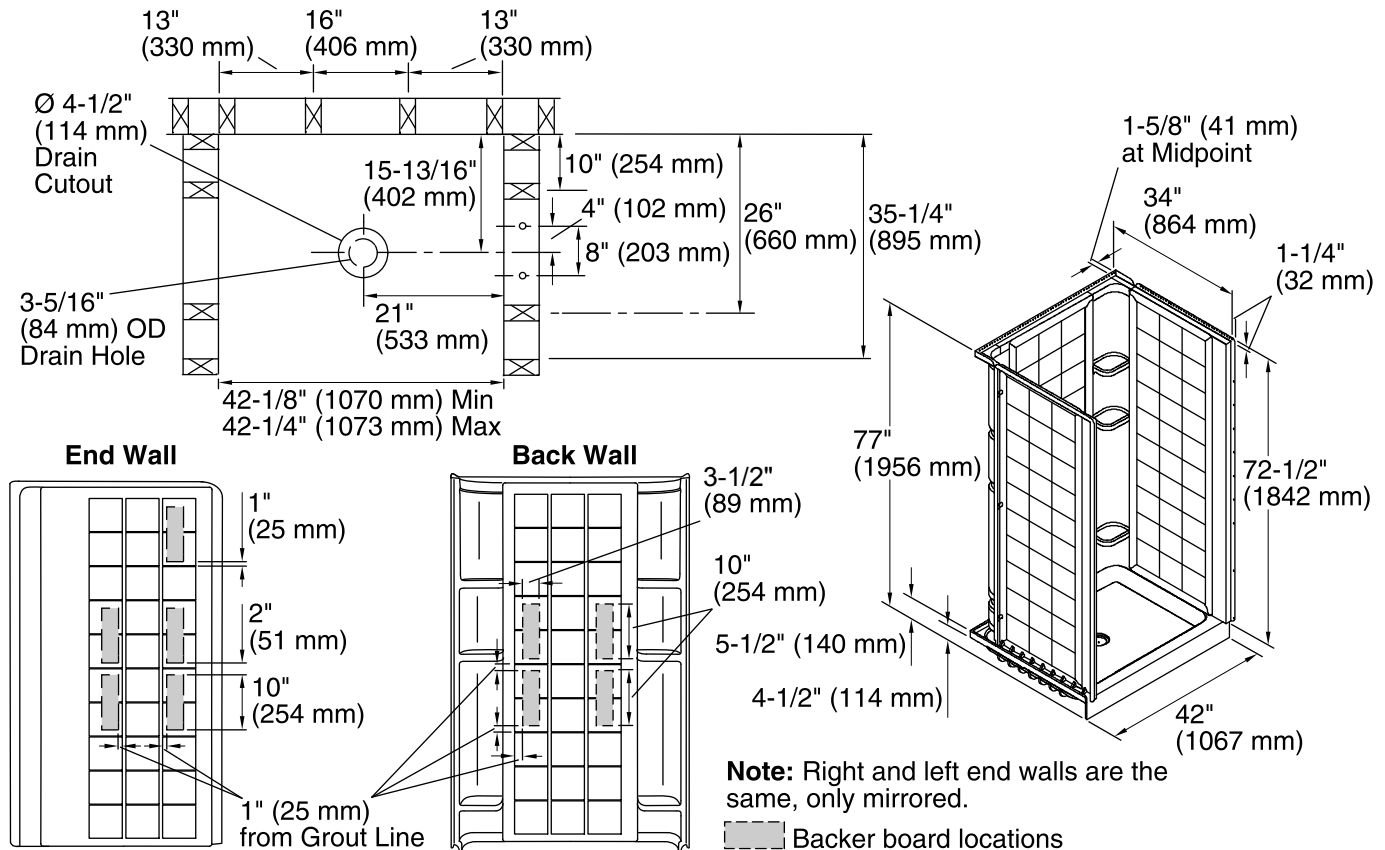
STERLING

A KOHLER COMPANY

Ensemble™

42" Tile Shower with Backer Boards

72110106



Technical Information

All product dimensions are nominal.

Installation: 3-Wall Alcove

Drain location: Center

Door height required: 70-1/2" (1791 mm)

Door width required: 38-5/8" (981 mm)

Notes

Install this product according to the installation guide.

Double studding is recommended for pivot shower door installations.

Studs should be positioned roughly as shown.

Attach grab bars at the specified backer board locations only.