



Advantage™

60" Seated Shower with Backer Boards

62040106



Features

- Modular design allows it to be moved around corners and through doorways with ease.
- Durable swirl gloss finish.
- Includes two molded-in corner seats.
- Two shelves and an acrylic towel bar on the back wall.
- Walls have simulated tile look.
- 60" (1524 mm) x 34" (864 mm) x 76" (1930 mm) complete unit finished dimensions.

Material

- Compression molded from our exclusive Vikrell® material.

Installation

- Tongue-and-groove four piece modular design allows for easy snap together installation.
- Some caulk required for proper installation.
- Includes Age-in-Place backer boards for future grab bar installation.

Components

Product includes:

- 62041100 60" Seated Shower Base
- 62044106 60" Shower Wall Set with Backer Boards



Codes/Standards

- CSA B45.5/IAPMO Z124
- ASTM E162
- ASTM E662
- Greenguard UL 2818 - Gold

STERLING® Warranty - Fixtures Made of Solid Vikrell Material

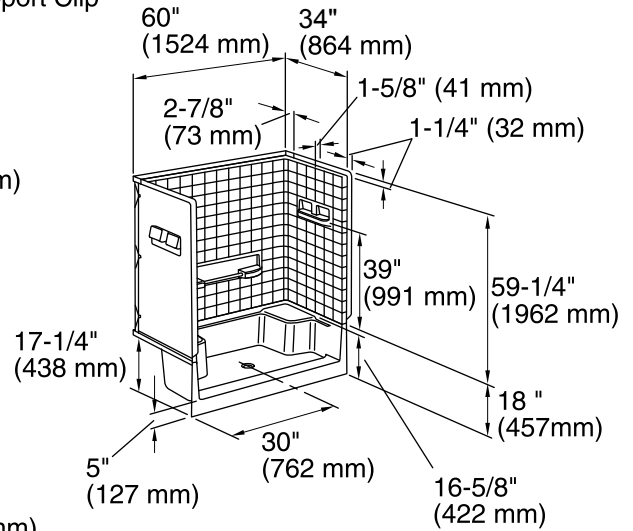
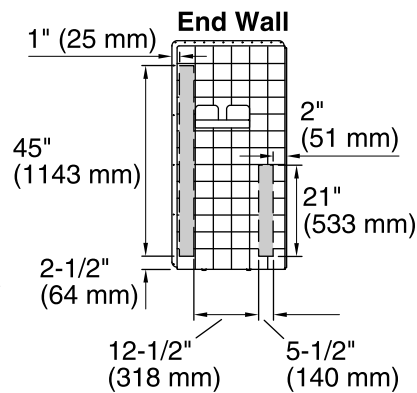
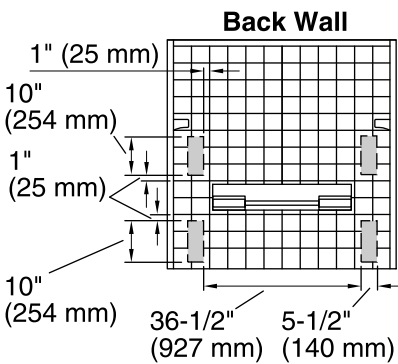
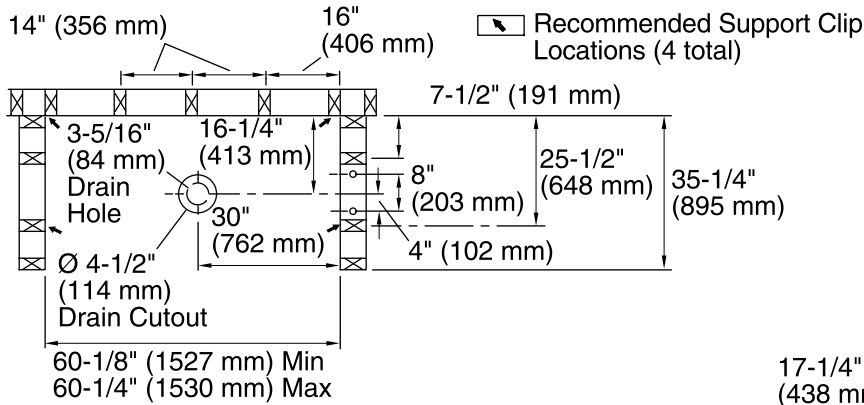
See website for detailed warranty information.


Available Color/Finishes

Color tiles intended for reference only.

Color	Code	Description
-------	------	-------------

- | | | |
|--|----|---------|
| | 0 | White |
| | 96 | Biscuit |



Note: Right and left end walls are the same, only mirrored.
 Backer board locations

Dimensions are taken from the center of the grout lines.

Technical Information

All product dimensions are nominal.

Installation: 3-Wall Alcove, Seated Alcove

Drain location: Center

Door height required: 67" (1702 mm)

Door width required: 56-1/2" (1435 mm)

Notes

Install this product according to the installation guide.

Studs should be positioned roughly as shown.

Double studding is recommended for pivot shower door installations.

Attach grab bars at the specified backer board locations only.

NOTE: For shower door installation, use the STERLING "SP" fixture specific door only due to draft angle on shower surround walls.