

TECHNICAL DATA

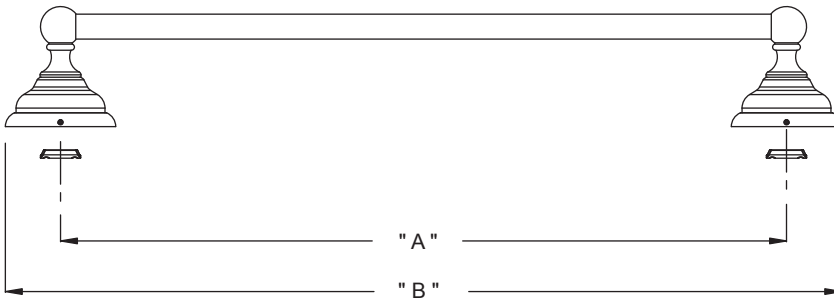
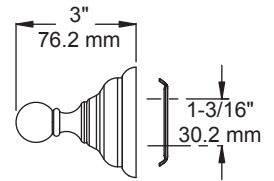
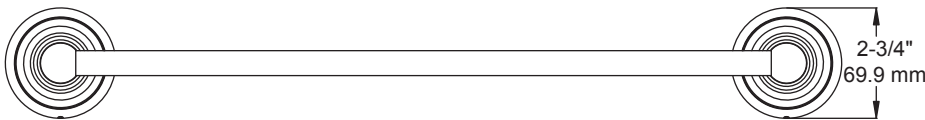
LIBERTY HARDWARE®
MANUFACTURING CORPORATION

A Masco Company

140 Business Park Drive • Winston-Salem, NC 27107
800.542.3789 • T 336.769.4077 • F 336.769.1839
www.libertyhardware.com

BELLINI

TOWEL BAR



LENGTH <input type="checkbox"/>	18" <input type="checkbox"/>	24" <input type="checkbox"/>	18" TOWEL BAR	24" TOWEL BAR
DIM "A" <input type="checkbox"/>	18" <input type="checkbox"/>	24" <input type="checkbox"/>	"A" = 18" , 457.2mm	"A" = 24" , 609.6mm
<input type="checkbox"/>	(457.2mm) <input type="checkbox"/>	(609.6mm) <input type="checkbox"/>	"B" = 20-3/4" , 527.1mm	"B" = 26-3/4" , 679.5mm
DIM "B" <input type="checkbox"/>	20-3/4" <input type="checkbox"/>	26-3/4" <input type="checkbox"/>		
<input type="checkbox"/>	(527mm) <input type="checkbox"/>	(679.5mm) <input type="checkbox"/>		

- MATERIALS:** Post - Zinc Rod
 Escutcheon- Stamping zinc with injection molded ABS plastic cover
 18", 24" Tube - Aluminum Tube 5/8" OD ,26 gauge, seamless drawn Aluminum tubing
 Wall plate - Steel x 14 gauge nickel plated.

INSTALLATION: Mount 2 wall plates at 18" C-C for 18" bar, 24" C-C for 24" bar with 4 #8 x 1-1/4" roundhead zinc plated steel
 screws provided. Slip towel bar post over plate and tighten set screws until secure.

- OPTIONAL FASTENER INFORMATION:**
 Wood blocking is preferable behind all wall surfaces. If wood blocking is not available, the following
 fasteners are suggested: Tile/Masonry - Plastic Anchors, Plaster/Drywall -Toggle Bolts.

SPECIFICATION: Surface mounted towel bar shall be model _____ (fill in model number)
 by Liberty Hardware Manufacturing Corporation.