

Pablo®



LINK™

DESIGN: Peter
Stathis



LINK

Link modernizes the classic pantograph task lamp, incorporating the most advanced LED lighting technology to-date. Designed with a dual-purposed shade/handle, Link seamlessly balances performance and style to satisfy focused lighting needs in any environment. The wide range of LINK models include medium and small sizes for table, floor, clamp, and wall mount options to satisfy all residential, office, and hospitality task lighting applications.

The award-winning Link is practical and fun, striking a clever balance between value, usability, and style. A high-performance workplace tool, it's designed to satisfy the most particular and exacting lighting requirements—while delighting the user with its personalized, animated form. LINK is designed to bring a smile to your face while adding character to your space.

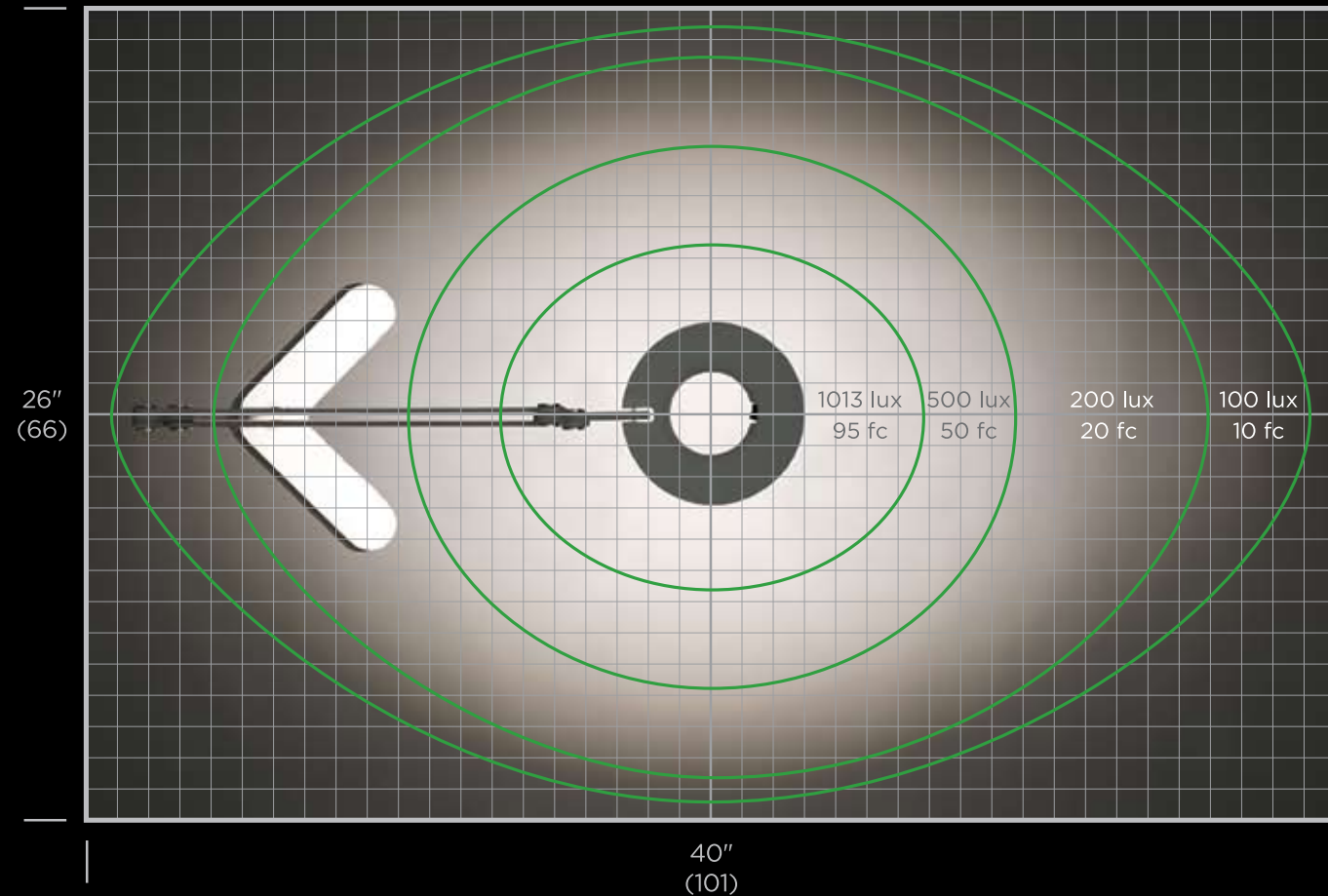
Link is also an elegant, sustainable, cradle-to-cradle product. Efficient design conserves the amount of material utilized, and minimizes the overall number of component parts — reducing them to their most essential. Link's luminosity is brighter than most lamps in its category, and its recyclable materials, engineered for effortless disassembly, help in achieving a 97% reclaimable design.

Design: Peter Stathis 2008 / 2009

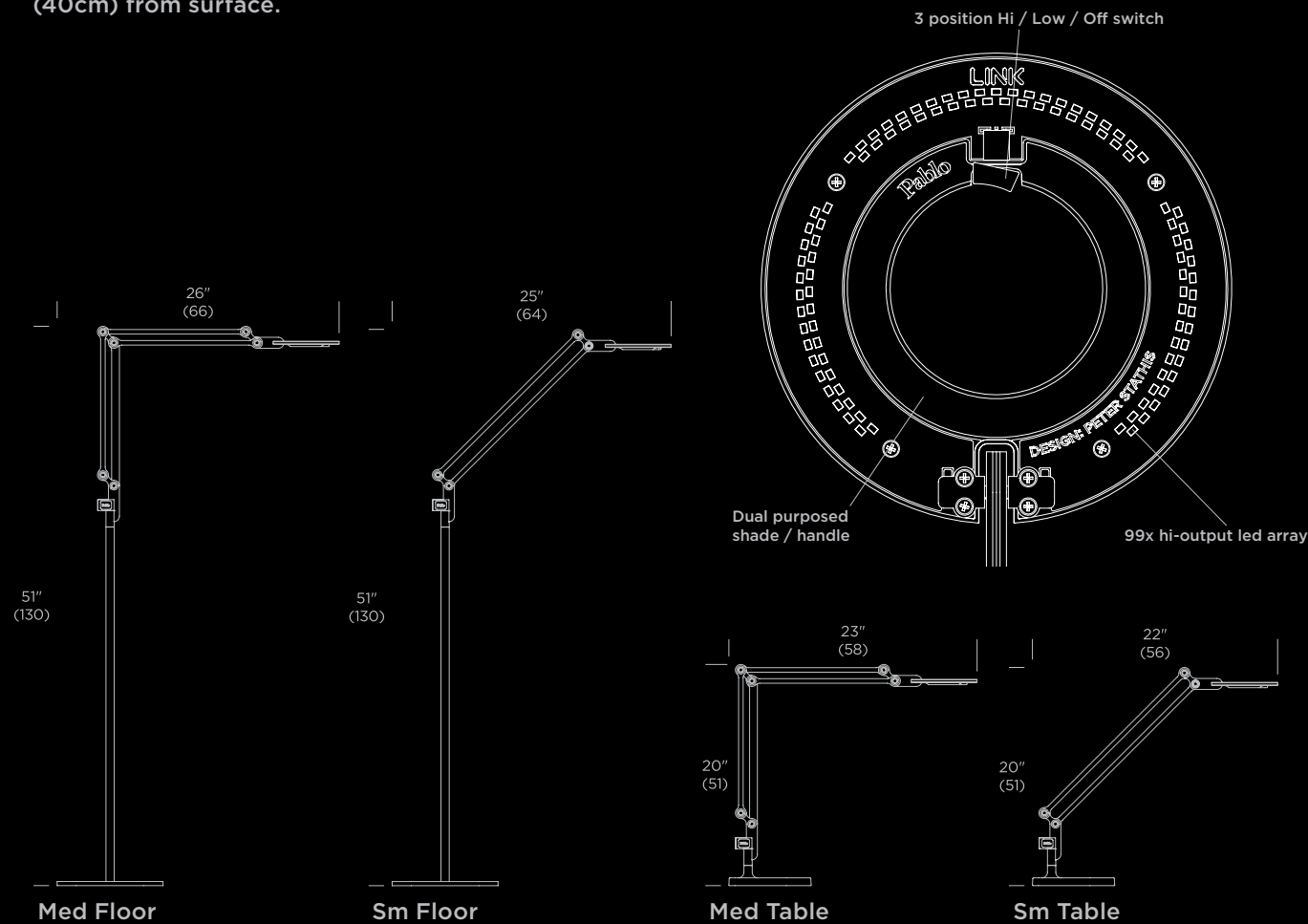
Awards: 2009 IDEA Silver Award, 2009 ID Annual Design Review, 2009 Spark Design Award, 2008 ICFF Editor's Award



1. Med Floor 2. Sm Floor 3. Sm Wall 4. Med Table 5. Med Clamp 6. Sm Table



Isoillumination Plot: Lamp head height at 15.75" (40cm) from surface.

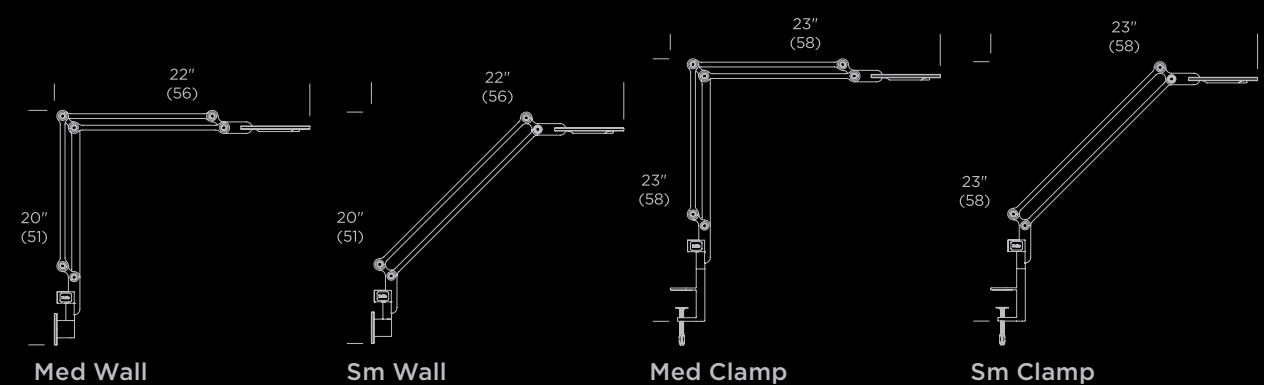


FEATURES

- Dual purposed shade/handle
- 360° swivel from base
- Variable height control
- Tension control incorporated into pivot joints
- 180° front to back head tilt
- Arm size options: medium and small
- Mount options: table, floor, clamp and wall mount
- Multiple color options suited for every taste
- Over 25 years of maintenance free service
- Advanced LED array eliminates multiple shadowing
- Extended light patch allows for greater illuminated work area
- Brightness-enhancing technology provides for focused light control and glare-free use when working alongside monitor screens
- Replaceable LED assembly for in-field repairs
- Detachable power supply with universal plug option
- 97% recyclable content

SPECIFICATIONS

- Colors: gray, white, black, green, orange, silver / Soft touch finish
- 99x hi-output LED array / 25,000 hour lifespan
- Ergonomically positioned Hi / Low brightness control
- Luminosity: Hi-1100 lux / Low-500 lux
- Color Temperature: 3300K
- Power Usage: 7.5w
- Materials: Body: stamped, die-cast, and machined aluminum
- Base Options: die-cast zinc or die-cast aluminum
- Maximum Reach: Sm Arm: 26.5" (67cm), Med Arm: 36" (84cm)
- Cord Length: 9' (274 cm) with detachable power adaptor
- Shipping Weight: Arm-2.5 lbs (1.0 kg) Base-8 lbs (3.5 kg). Bases ship separately
- Certifications: UL, CE, RoHS / Energy Star pending
- 5 year warranty





Pablo®

+1 415 865 5000 T
+1 415 865 0500 F

888 Marin Street
San Francisco, CA 94124 USA

PabloDesigns.com