

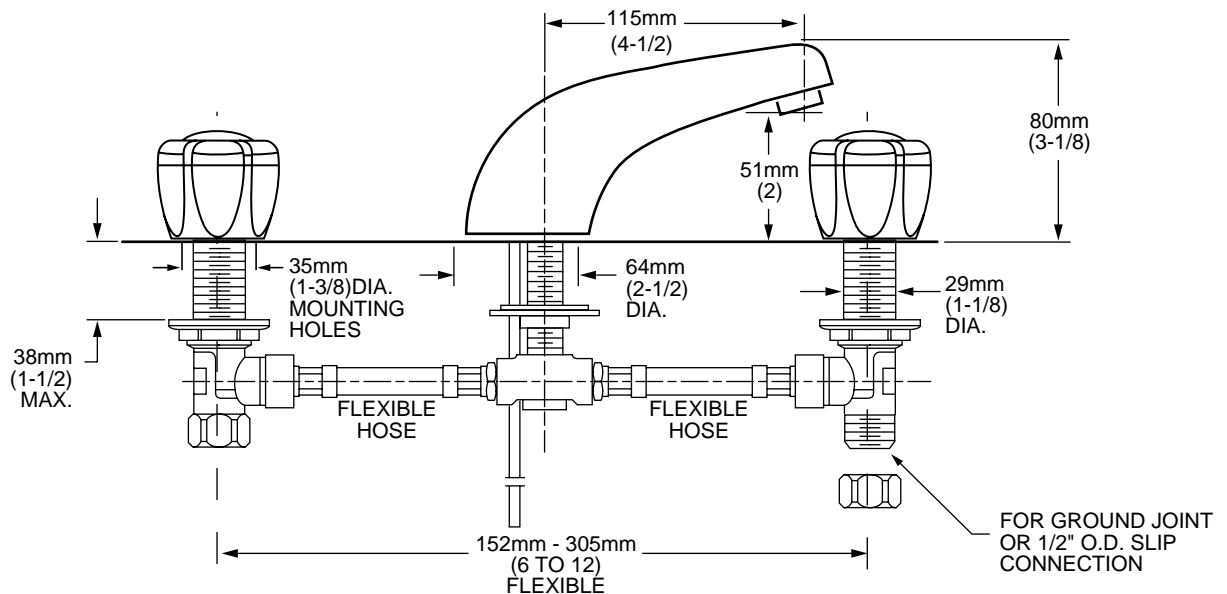

American Standard

COLONY SOFT

TWO-HANDLE WIDESPREAD
LAVATORY FAUCET
with ACRYLIC HANDLES

MODEL NUMBER:

- ☐ **3875.401 Widespread Lavatory**
50/50 drain.
- ☐ **3875.409 Widespread Lavatory**
Metal drain.



GENERAL DESCRIPTION:

Cast brass valve bodies with reinforced flexible hose connections for 6" to 12" (152mm to 305mm) installations. 1/4 turn washerless ceramic disc valve cartridges. Cast brass spout. One-half inch male inlets with brass coupling nuts. 2.2 gpm/8.3L/min. maximum flow rate.

PRODUCT FEATURES:

Brass Construction: Durable. Ideal for prolonged contact with water.

Ceramic Disc Valve Cartridges: Assures a lifetime of smooth handle operation and drip-free performance.

Low Lead: Meets NSF Standard 61/Section 9 & Prop 65 lead requirements.

Lifetime Finishes: Won't tanish, peel or scratch.

Lifetime Warranty

SUGGESTED SPECIFICATION:

Two handle widespread lavatory faucet shall feature cast brass valve bodies with reinforced flexible hose connections for 6" to 12" installations. Shall also feature 1/4 turn washerless ceramic disc valve cartridges. Fitting shall be American Standard Model # 3875.401.

American Standard

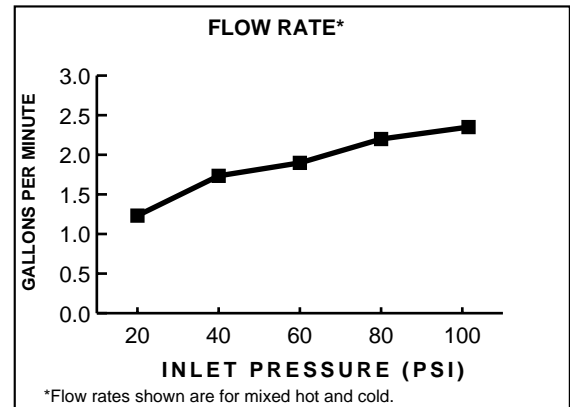
COLONY SOFT

**TWO-HANDLE WIDESPREAD
LAVATORY FAUCET
with ACRYLIC HANDLES**


CODES AND STANDARDS

These products meet or exceed the following codes and standards:

**ASME A112.18.1M
CSA B 125
NSF 61/Section 9**



Product Number	Description	Finish Options		
		Polished Chrome	PVD Polished Brass	P.Chrome PVD Brass Mix
		002	099	299
3875.401	Lavatory faucet. With Lever Handles. 50/50 drain.			
3875.409	Lavatory faucet. With Lever Handles. Metal drain.			

 Meets the American Disabilities Act Guidelines and **ANSI A117.1** Requirements for the physically challenged.