

American Standard

HAMPTON

FIXTURE-MOUNTED BIDET FITTING

MODEL NUMBER:

☐ **7391.703 Fixture-Mounted Bidet Fitting**
Vacuum breaker. Pop-up drain. Porcelain cross handles.

☐ **7390.703 Fixture-Mounted Bidet Fitting**
Less vacuum breaker. Pop-up drain. Porcelain cross handles.



☐ **7391.713 Fixture-Mounted Bidet Fitting**
Vacuum breaker. Pop-up drain. Porcelain lever handles.

☐ **7390.713 Fixture-Mounted Bidet Fitting**
Less vacuum breaker. Pop-up drain. Porcelain lever handles.




☐ **7391.723 Fixture-Mounted Bidet Fitting**
Vacuum breaker. Pop-up drain. Metal cross handles.

☐ **7390.723 Fixture-Mounted Bidet Fitting**
Less vacuum breaker. Pop-up drain. Metal cross handles.

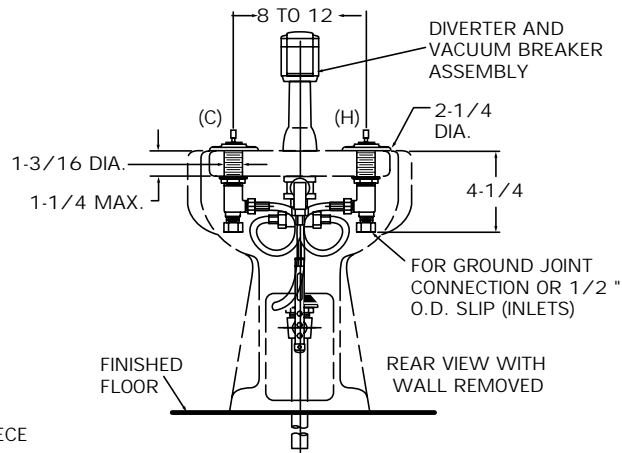
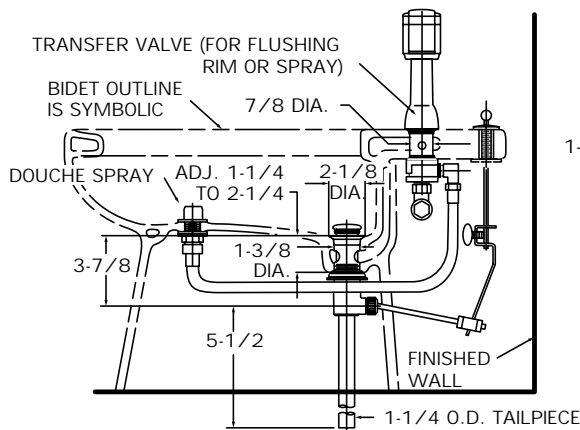


☐ **7391.733 Fixture-Mounted Bidet Fitting**
Vacuum breaker. Pop-up drain. Metal lever handles.

☐ **7390.733 Fixture-Mounted Bidet Fitting**
Less vacuum breaker. Pop-up drain. Metal lever handles.



7391.703 Shown



GENERAL DESCRIPTION:

Cast brass valve bodies. 1/4 turn washerless ceramic disc valve cartridges - reversible for use with either lever or cross handles. Diverter controls water flow between douche spray and flushing rim. Douche spray has built-in spray height adjustment.

PRODUCT FEATURES:

Brass Construction: Durable - Excellent in high use applications. Ideal for prolonged contact with water.

Ceramic Disc Valve Cartridges: Assures a lifetime of smooth handle operation and drip-free performance.

Choice of Finishes: Available in a wide range of durable finishes. Lifetime finishes won't scratch or tarnish.

Lifetime Warranty

SUGGESTED SPECIFICATION:


Two handle deck-mount bidet fitting with matching pop-up drain shall feature solid brass construction. Shall also feature 1/4 turn washerless ceramic disc valve cartridges that are reversible for use with cross or lever handles. Fitting shall be American Standard Model #739X.....

CODES AND STANDARDS

These products meet or exceed the following codes and standards:

ASME A112.18.1M
CSA B 125
ASSE 1001

Product Number	Description	Finish Options							
		Polished Chrome	PVD Polished Brass	Satin PVD/Chrome Mix	Velvet	Velvet/PVD Brass Mix	PVD Satin	PVD Satin/Brass Mix	Chrome/PVD Brass Mix
		002	099	221	285	287	295	297	299
7391.703	Fixture-mounted bidet fitting. Vacuum breaker. Pop-up drain. Porcelain cross handles.			N/A		N/A		N/A	N/A
7390.703	Fixture-mounted bidet fitting. Less vacuum breaker. Pop-up drain. Porcelain cross handles.			N/A		N/A		N/A	N/A
7391.713	Fixture-mounted bidet fitting. Vacuum breaker. Pop-up drain. Porcelain lever handles.			N/A		N/A		N/A	N/A
7390.713	Fixture-mounted bidet fitting. Less vacuum breaker. Pop-up drain. Porcelain lever handles.			N/A		N/A		N/A	N/A
7391.723	Fixture-mounted bidet fitting. Vacuum breaker. Pop-up drain. Metal cross handles.								
7390.723	Fixture-mounted bidet fitting. Less vacuum breaker. Pop-up drain. Metal cross handles.								
7391.733	Fixture-mounted bidet fitting. Vacuum breaker. Pop-up drain. Metal lever handles.								
7390.733	Fixture-mounted bidet fitting. Less vacuum breaker. Pop-up drain. Metal lever handles.								

 Meets the American Disabilities Act Guidelines and **ANSI A117.1** Requirements for the physically challenged.

N/A = NOT AVAILABLE