


ROMAN TUB FAUCET

Description

- 2 handle with solid brass spout
- Spout plug for pressure testing & plaster guard
- Installs in decks up to 3" thickness

Standards

- ASME A112.18.1
- CSA B125
- Listed IAPMO/UPC
- ADA Accessibility Guidelines for Buildings and Facilities - 4.27.4 Controls and Mechanisms 

Warranty

Danze faucets are covered by a manufacturer's limited "lifetime" warranty for manufacturing defects.



D307740
FAIRMONT™



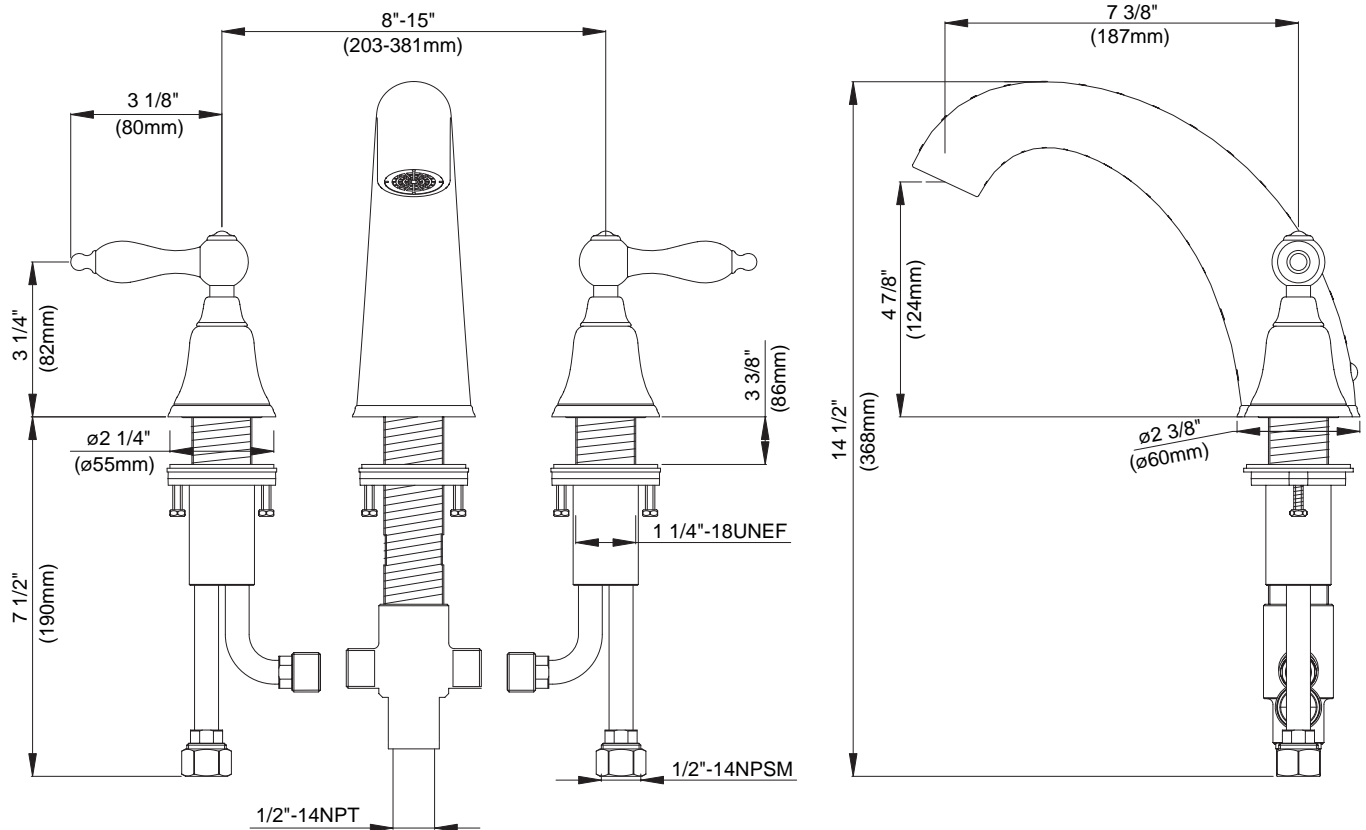
Available Colors & Finish

- Chrome
- Brushed Nickel (BN)
- Distressed Nickel (DN)
- Oil Rub Bronze (RB)

Trim Kits : (for use w/ rough-in valves)
D308840T

Special Packaging

- This product also available with valve packaged separate from trim.
- Use with rough-in valve:
D215000BT (widespread)
- Valves are combination 1/2" copper sweat, 1/2" NPT threaded connectors for all ports

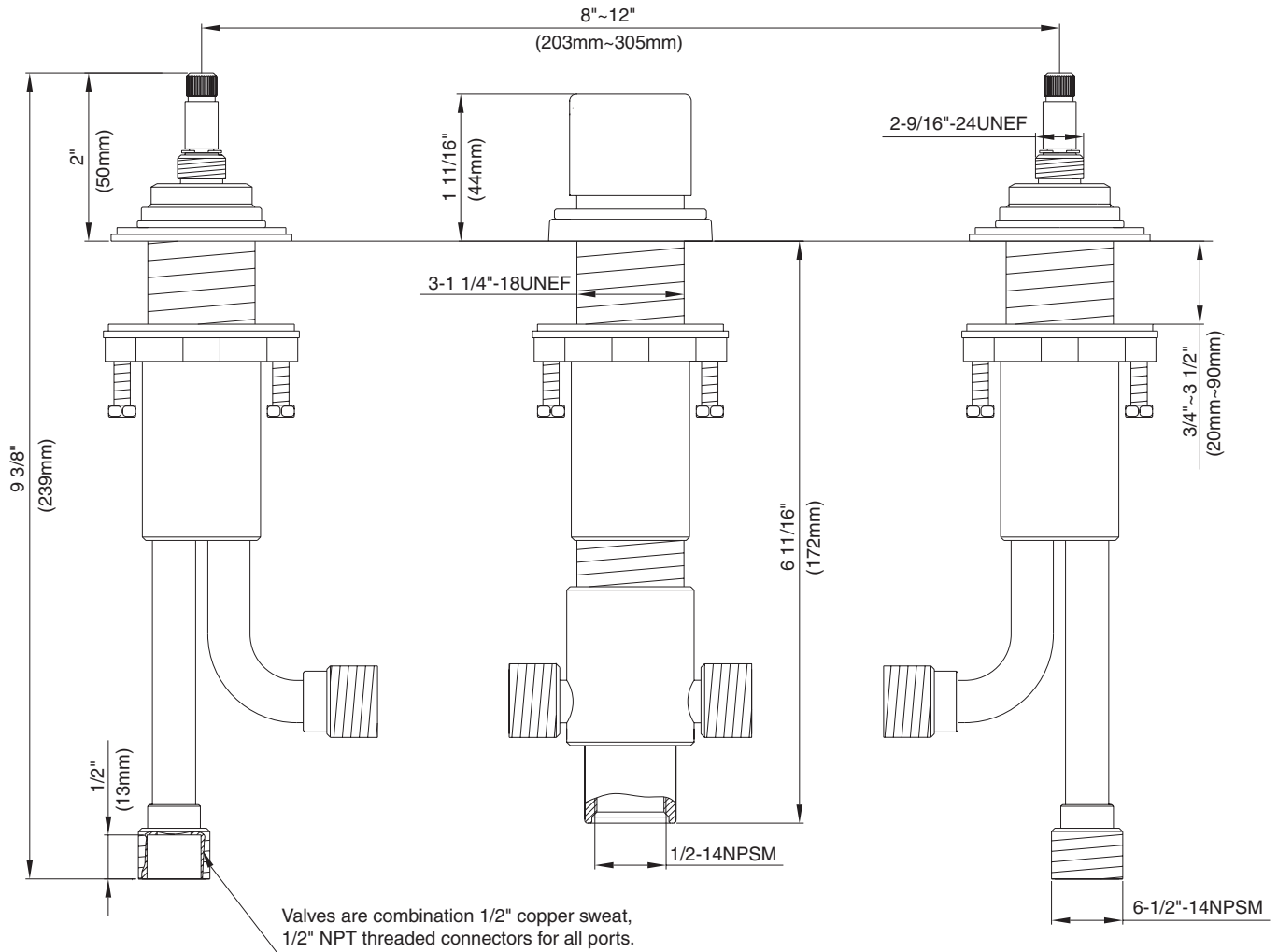


Specific Features: _____ Submitted Model No.: _____

SD307740/03-06.01

ROMAN TUB FAUCET ROUGH-IN VALVES-CRITICAL DIMENSIONS

Rough-in valve D215000BT (widespread)



Specific Features: _____ Submitted Model No.: _____

SD307740/03-06.01