

INSTALLATION MANUAL

**METAL CBU
TYPES I, II, III, AND IV
1570 “F” SERIES**

AUTH AF FLORENCE
M A N U F A C T U R I N G
A FLORENCE COMPANY

5935 CORPORATE DRIVE
MANHATTAN, KANSAS 66503

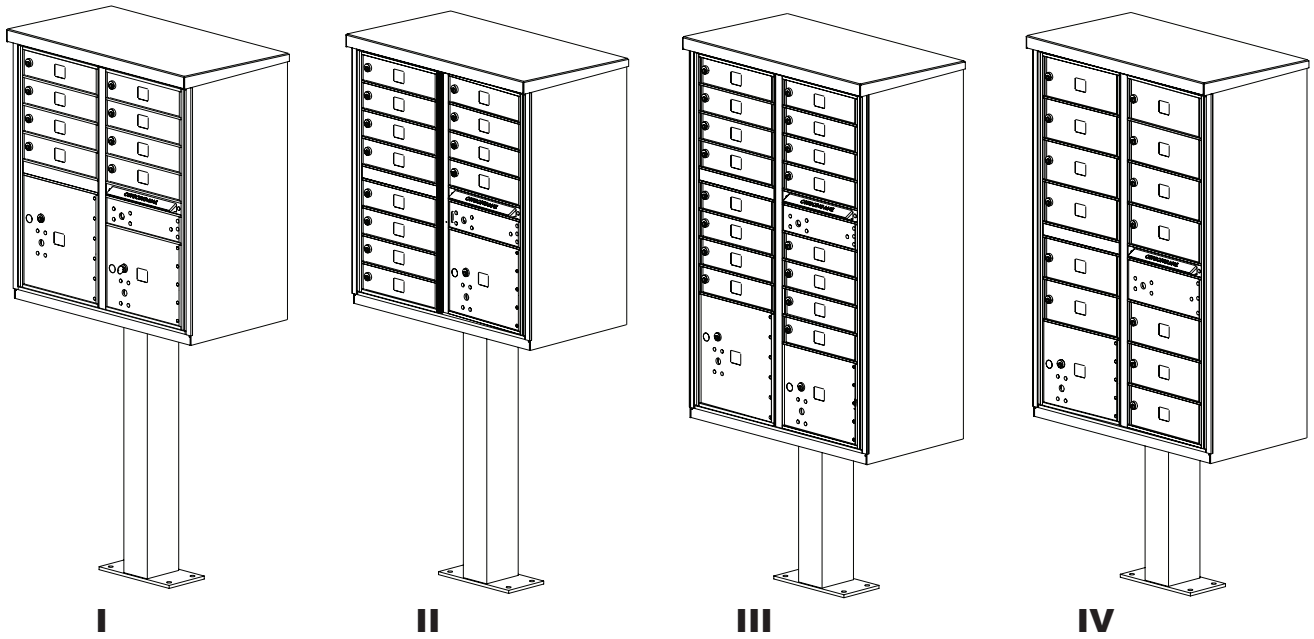
Ph. 800-275-1747
Fax. 800-275-5081

www.auth-florence.com

TABLE OF CONTENTS

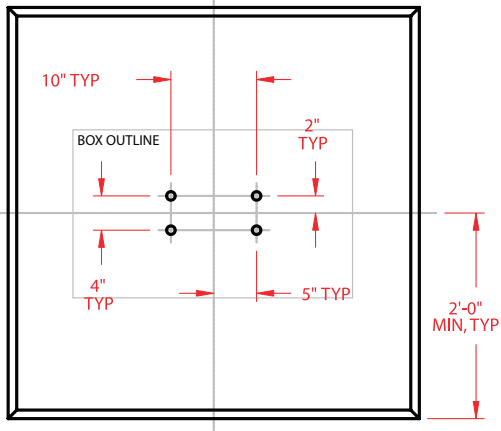
DESCRIPTION	PAGE
CBU INFORMATION	2
SITE PREPARATION AND PEDESTAL INSTALLATION	3
SECURITY TOOL REQUIREMENTS	4
INSTALLATION OF AN ARROW LOCK	5
PARCEL ARROW LOCK INSTALLATION	7
PEDESTAL TO CBU INSTALLATION	9

YOUR ISO 9001 MAILBOX SUPPLIER

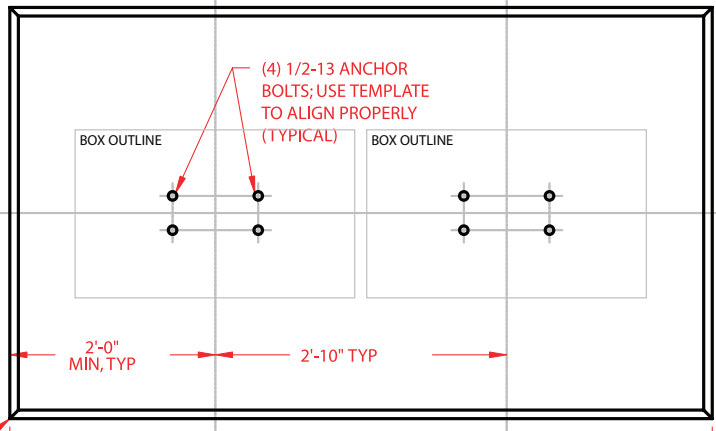


	TYPE I	TYPE II	TYPE III	TYPE IV
INSTALLED HEIGHT	62"	62"	62"	62"
DEPTH	17-7/8"	17-7/8"	17-7/8"	17-7/8"
WIDTH	30-1/2"	30-1/2"	30-1/2"	30-1/2"
WEIGHT (WITHOUT PEDESTAL)	107 LBS	111 LBS	147 LBS	137 LBS
WEIGHT (WITH PEDESTAL)	125 LBS	129 LBS	162 LBS	152 LBS
QTY OF STANDARD COMPARTMENTS	8	12	16	13
QTY OF PARCEL COMPARTMENTS	2	1	2	1
PARCEL COMPARTMENT HEIGHT	10", 13"	10"	10", 13"	10"

SINGLE UNIT



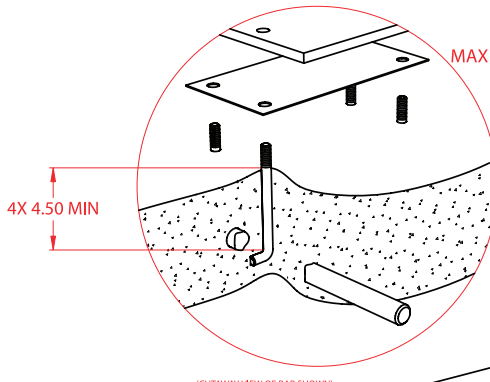
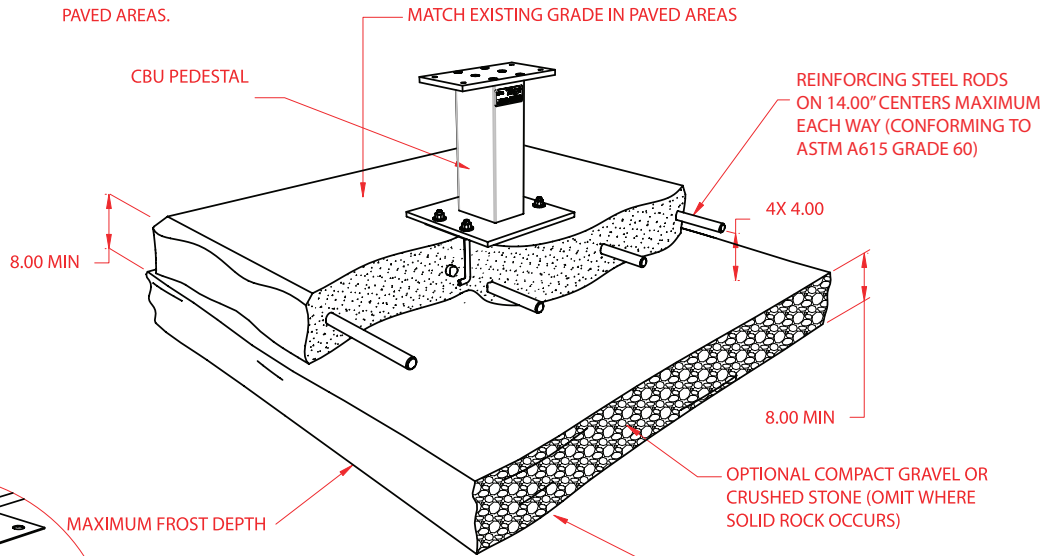
MULTI-UNITS



CHAMFER ALL EDGES IN LANDSCAPE AREAS. TOOL FLUSH WITH ADJOINING SURFACES IN PAVED AREAS.

ARRANGE MULTIPLE ANCHOR BOLT SETS AS REQUIRED; BASE NOT TO EXCEED 16'-0"

NOTE:
CONCRETE SHALL HAVE A COMPRESSIVE STRENGTH OF 3000 PSI @ 28 DAYS, CONTAIN 4% MIN ~ 6% MAX AIR ENTRAPMENT AND BE PLACED WITH A 3.50 ~ 4.50 SLUMP IN ACCORDANCE TO 301.

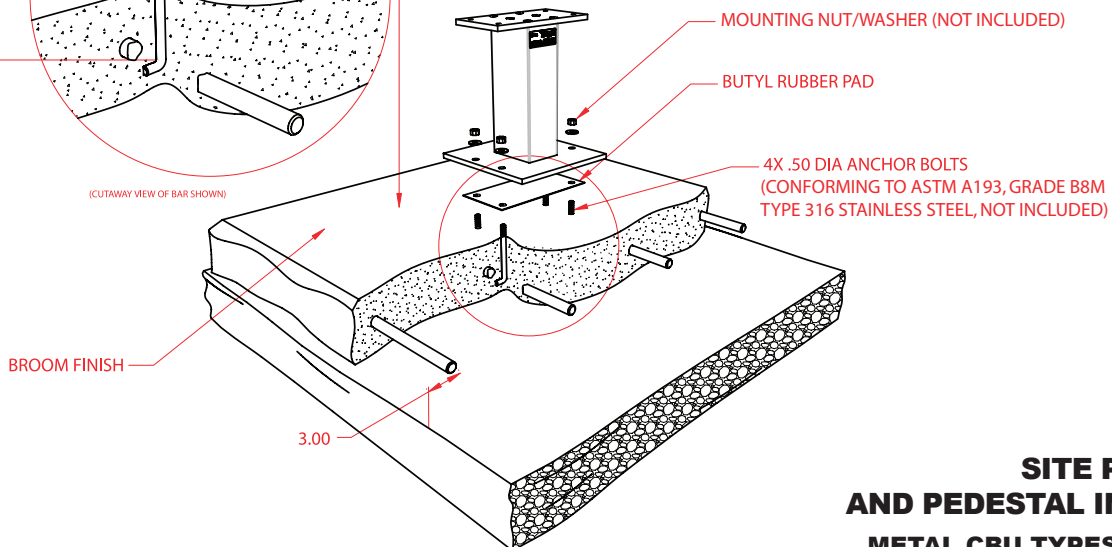


(CUTAWAY VIEW OF BAR SHOWN)

SLOPE SURFACE 0.25 INCH PER FOOT ON ALL SIDES FOR DRAINAGE

OPTIONAL COMPACT GRAVEL OR CRUSHED STONE (OMIT WHERE SOLID ROCK OCCURS)

FIRM UNDISTURBED SOIL OR WELL-COMPACTED FILL



BROOM FINISH

3.00

**SITE PREPARATION AND PEDESTAL INSTALLATION
METAL CBU TYPES I, II, III, AND IV
1570 "F" SERIES**

IMPORTANT NOTICE FOR USPS INSTALLERS

METAL CBU TYPES I, II, III, AND IV

1570 “F” SERIES

*INSTALLER MUST ORDER McGARD SCREW DRIVER
(USPS - MAIL EQUIPMENT SHOP PART NUMBER 110050)
TO INSTALL AND SERVICE THE PARCEL ARROW LOCK COVER
ON THE NEW AUTH-FLORENCE CBU.*

*IF THE
McGARD SCREW DRIVER MES NO. 110050
NEEDS TO BE ORDERED
IT MAY BE ORDERED BY FAXING AN “OFF CATALOG” eBUY REQUEST TO:*

USPS MAIL EQUIPMENT SHOP
FAX NO. (202) 281-2643



QUESTIONS? CALL THE USPS MAIL EQUIPMENT SHOP AT (202) 281-2620

INSTALLATION OF AN ARROW LOCK

METAL CBU TYPES I, II, III, AND IV

1570 "F" SERIES

- 1.** OPEN ARROW LOCK DOOR

- 2.** REMOVE FOUR (4) 86091 10-32 LOCK NUTS, AS WELL AS 92303 PLATE - LOCK SUPPORT

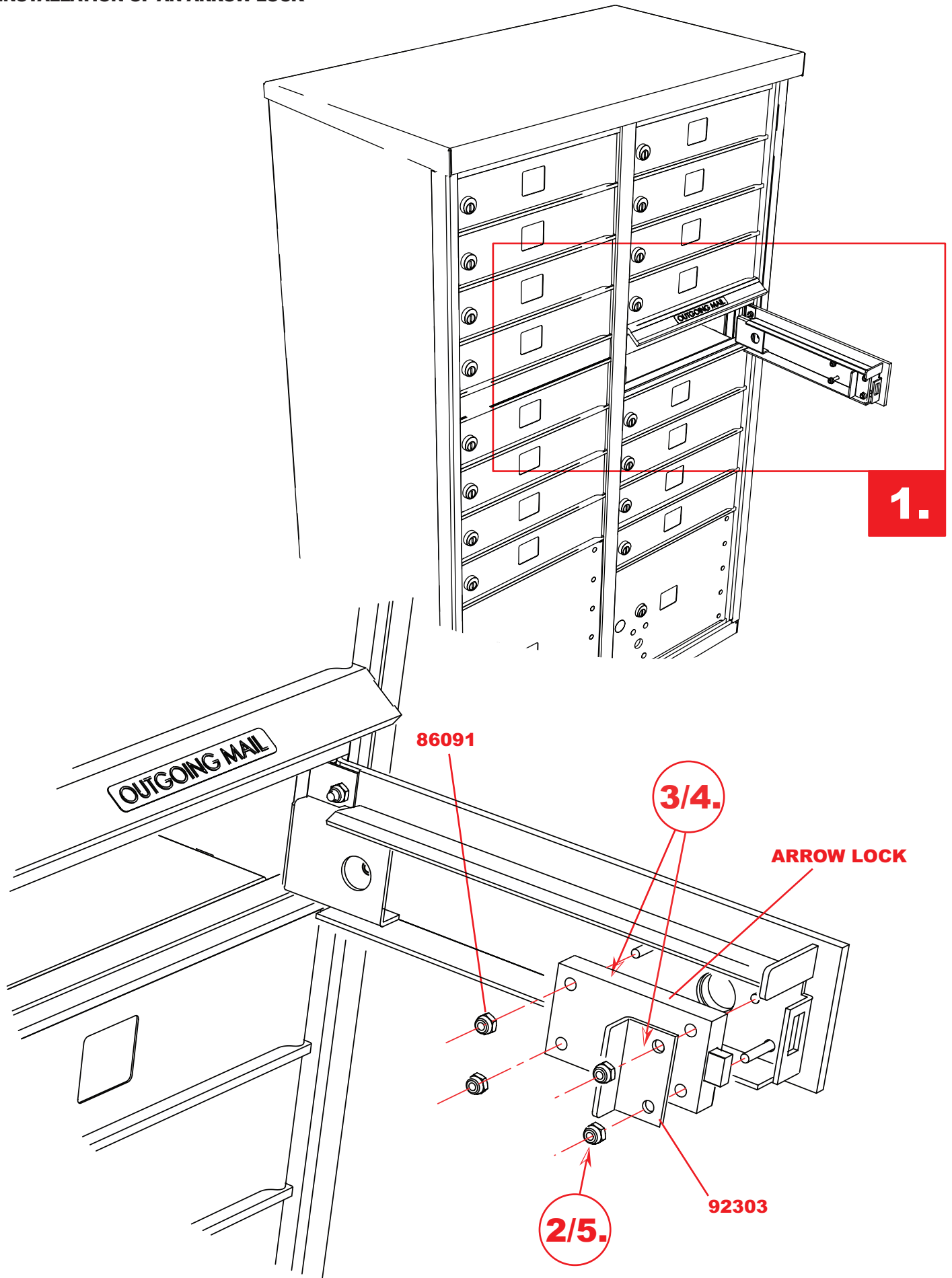
- 3.** PLACE ARROW LOCK INTO POSITION

- 4.** INSTALL 92303 PLATE - LOCK SUPPORT AS SHOWN

- 5.** REPLACE FOUR (4) 86091 10-32 LOCK NUTS

REQUIRED TOOLS	PART #	DESCRIPTION
3/8" SOCKET WRENCH	86091	10-32 LOCK NUT
PLIERS	92303	PLATE - LOCK SUPPORT
		ARROW LOCK

INSTALLATION OF AN ARROW LOCK



PARCEL ARROW LOCK INSTALLATION

METAL CBU TYPES I, II, III AND IV

1570 "F" SERIES

- 1.** OPEN PARCEL DOOR AND REMOVE FOUR (4) 86091 10-32 LOCK NUTS

- 2.** INSTALL ARROW LOCK AS SHOWN AND REPLACE FOUR (4) 86091 10-32 LOCK NUTS

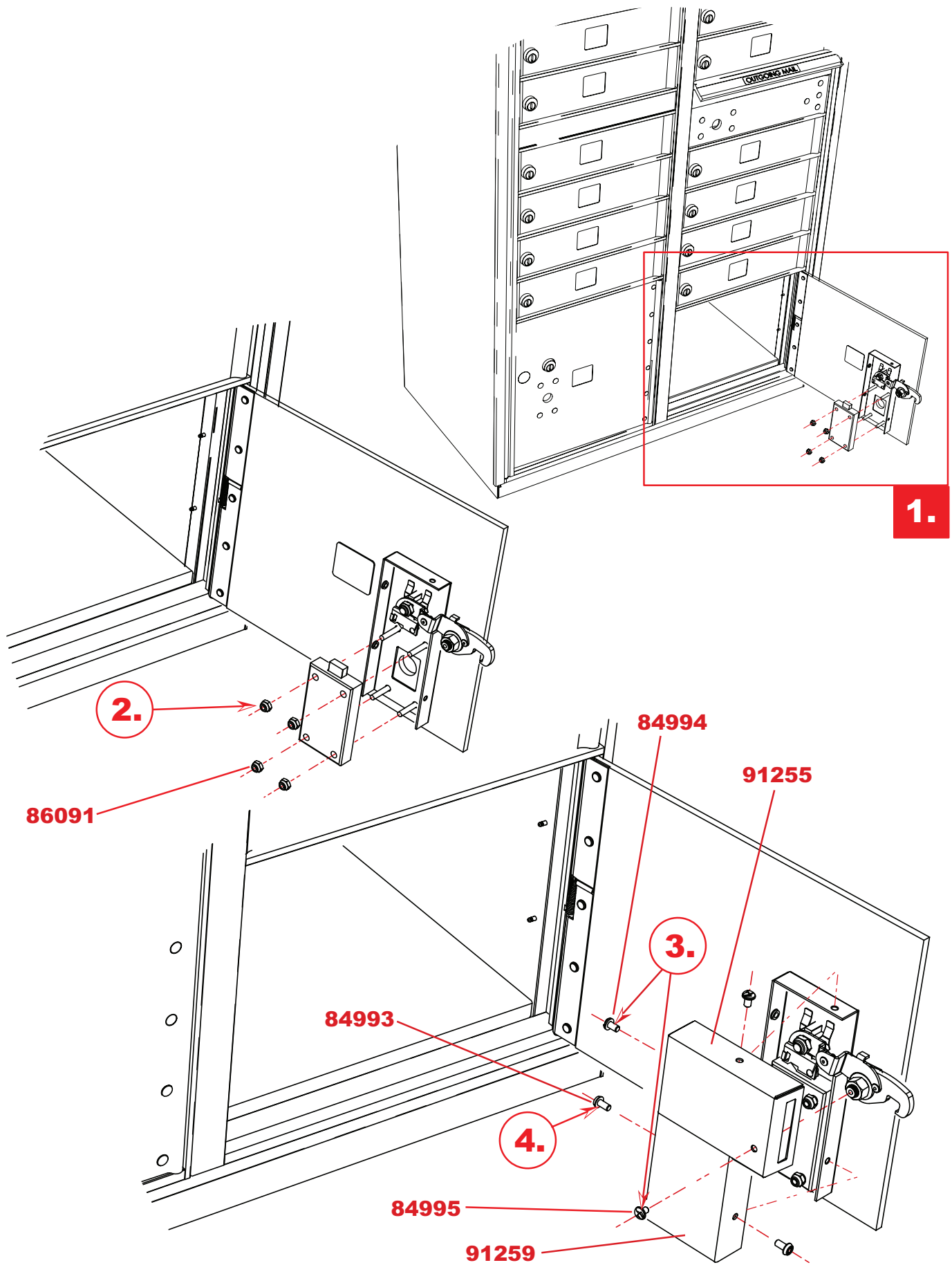
- 3.** INSTALL PARCEL LOCK COVER 91255 USING TWO (2) 84994 10-32 X .375 UNF-2A 18-8 SS PASSIVATED 1-WAY TAMPER PROOF FASTENERS, AND ONE (1) 84995 8-32 x .250 UNF-2A 18-8 SS PASSIVATED 1-WAY TAMPER PROOF FASTENER.

- 4.** INSTALL PARCEL LOCK COVER 91259 USING TWO (2) 84993 10-32 X .312 UNF-2A 18-8 SS PASSIVATED MCGARD FASTENERS.

<i>REQUIRED TOOLS</i>
FLAT SCREWDRIVER
USPS PROPRIETARY MCGARD TOOL
3/8" SOCKET WRENCH

<i>PART #</i>	<i>DESCRIPTION</i>
84993	10-32 x .312 UNF-2A 18-8 SS PASSIVATED MCGARD
84994	10-32 X .375 UNF-2A 18-8 SS PASSIVATED 1-WAY TAMPER PROOF
84995	8-32 x .250 UNF-2A 18-8 SS PASSIVATED 1-WAY TAMPER PROOF
86091	10-32 LOCK NUT
91255	COVER - LATCHING ASSEMBLY
91259	COVER - ARROW LOCK
	ARROW LOCK

PARCEL ARROW LOCK INSTALLATION



PEDESTAL TO CBU INSTALLATION

METAL CBU TYPES I, II, III AND IV

1570 "F" SERIES

- 1.** OPEN MASTER LOADING DOORS

- 2.** REMOVE LEFT AND RIGHT SIDE 91079 FLOATING SHELVES, EXPOSING MOUNTING HOLES

- 3.** PLACE UNIT ON PEDESTAL

- 4.** FROM UNDERNEATH UNIT, INSERT FOUR (4) 86101 3/8-16 X 1.25 CARRIAGE BOLTS UPWARD

- 5.** FROM ABOVE BOTTOM SHELVES, ADD FOUR (4) 86097 3/8" X .688 OD LOCK WASHER AND TIGHTEN FOUR (4) 86089B 3/8-16 HEX NUTS

- 6.** REPLACE LEFT AND RIGHT SIDE 91079 FLOATING SHELVES

REQUIRED TOOLS		PART #	DESCRIPTION
9/16" SOCKET WRENCH		86089B	3/8-16 HEX NUT
		86101	3/8-16 X 1.25 CARRIAGE BOLT
		91079	FLOATING SHELF
		91129	PEDESTAL FOR TYPE I, II
		91121	PEDESTAL FOR TYPE III, IV
		86097	3/8" X .688 OD LOCK WASHER

PEDESTAL TO CBU INSTALLATION

