

Tulip Compact Fluorescent Wall

PW3783_13Q_

1.4




Wall Sconces

GENERAL PRODUCT INFORMATION:



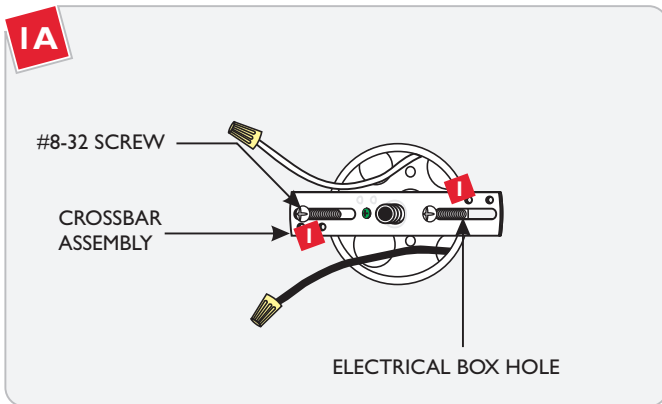
This product can mount to either a 4" square electrical box with round plaster ring or an octagon electrical box.

This product is suitable for indoor dry locations only.

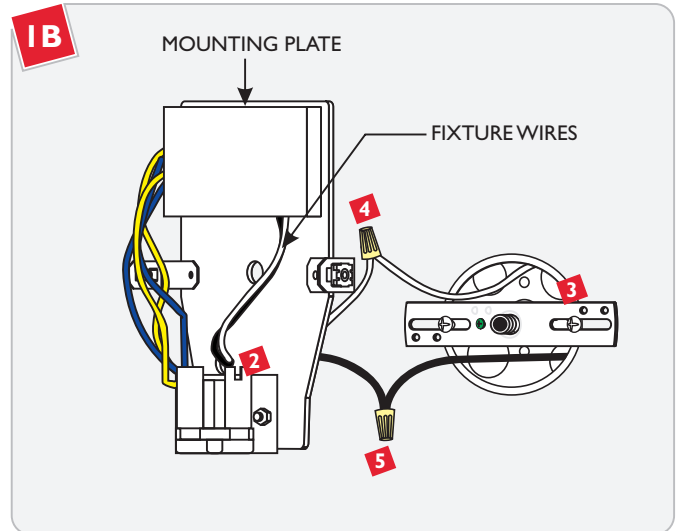


CAUTION - RISK OF FIRE
 This product requires installation by a qualified electrician. Before installing be sure to read all instructions and **TURN THE POWER TO THE ELECTRICAL BOX OFF.**

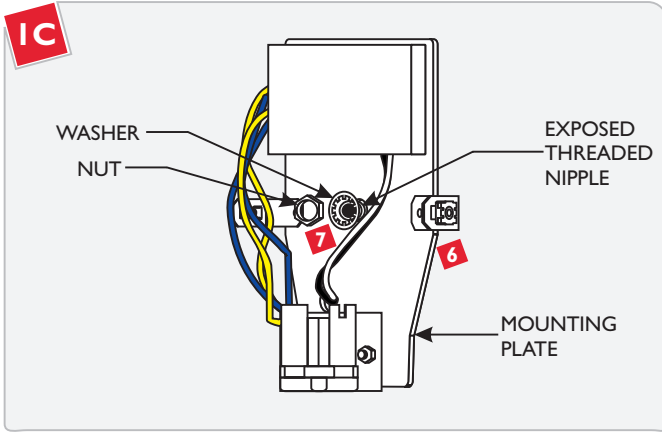
Install the Fixture



- 1** Mount the crossbar assembly to the electrical box holes with the two #8-32 screws provided.

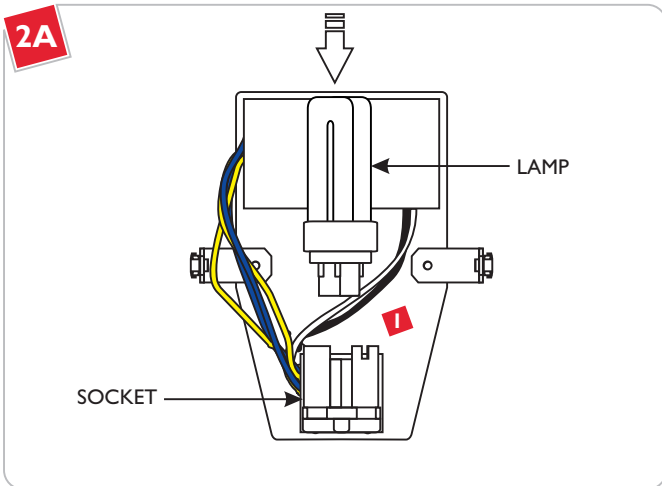


- 2** Feed the fixture wires through the mounting plate side hole.
- 3** Make sure that the crossbar is grounded in accordance with local electrical codes.
- 4** Connect the fixture white wire to the neutral power line wire with a wire nut.
- 5** Connect the fixture black wire to the hot power line wire with a wire nut.



- 6** Place all wires and wire nut connections properly inside the electrical box.
- 7** Slide the mounting plate center hole onto the exposed threaded nipple. Secure the mounting plate to threaded nipple with both washer and nut.

Install the Lamp & Shade



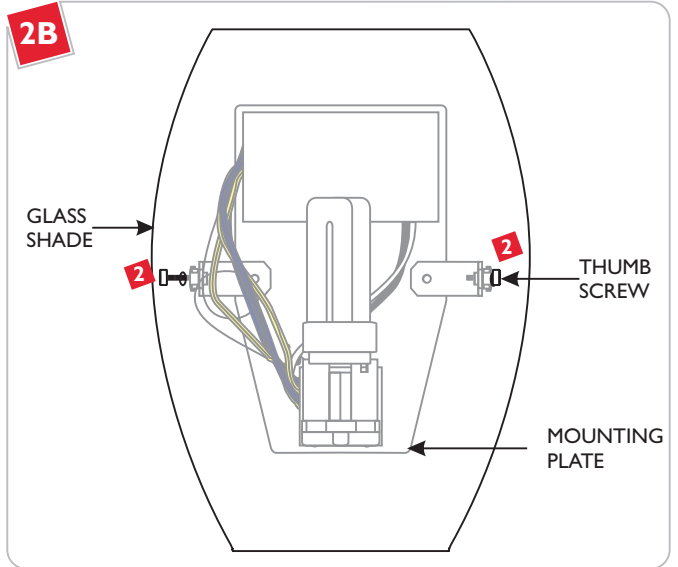
For The Fixtures With Electronic Ballast,
Use **MAX 13** Watt Type Quad Tube G24q-1
Base 4-PIN Compact Fluorescent Lamp.



For The Fixtures With Magnetic Ballast,
Use **MAX 13** Watt Type Quad Tube
GX23-2 Base Compact Fluorescent Lamp.



- 1** Push the lamp pins completely into the socket holes.



- 2** Place the glass shade onto the mounting plate. Align the glass shade holes with the mounting plate holes. Tighten the thumb screws to secure the glass shade in place.

NOTE: Do not over tighten the thumb screws which may cause the glass shade to break.

SAVE THESE INSTRUCTIONS!

LBL Lighting

7400 Linder Ave, Skokie, IL 60077

800.323.3226 - 847.626.6300

www.lblighting.com

© 2008 LBL Lighting. All rights reserved. The "LBL Lighting" graphic is a registered trademark of LBL Lighting. LBL Lighting reserves the right to change specifications for product improvements without notification.

A Generation Brands Company