

# Nube 214

HS214\_2G60

1.0




## GENERAL PRODUCT INFORMATION:

This product is suitable for damp locations.

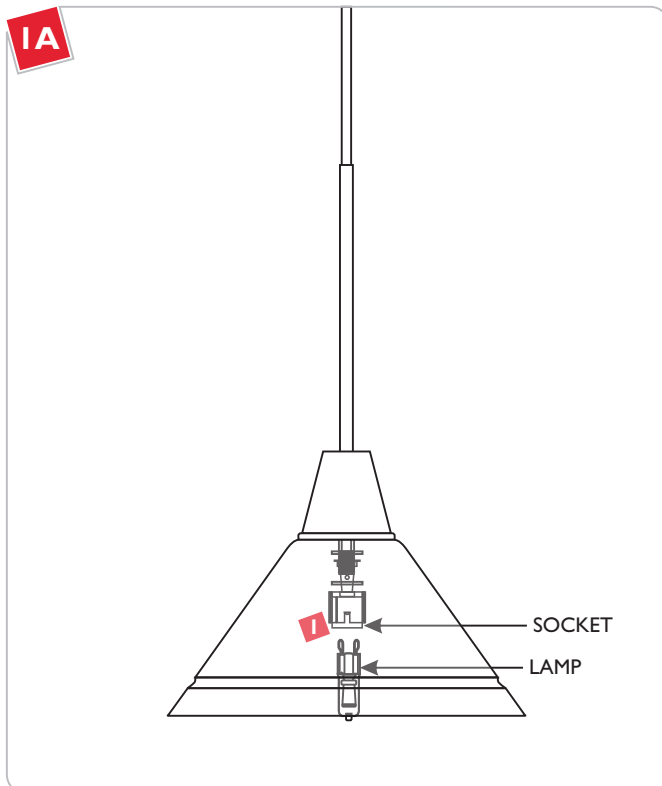


This product can be dimmed with a standard incandescent dimmer.



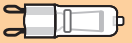
**CAUTION - RISK OF FIRE**  
 This product requires installation by a qualified electrician. Before installing be sure to read all instructions and **TURN THE POWER TO THE ELECTRICAL BOX OFF.**

## Install the Lamp



**NOTE:** To reduce the risk of a burn or electric shock during relamping, disconnect the power to the fixture.

**NOTE:** The G9 lamp has an integral glass envelope and is thus safe to be used without a lamp shield.

Use **MAX** 120 Volt, **60** Watt Type T4, G9 Base, Bi-Pin Halogen Lamp. 

- 1** Push the lamp pins completely into the socket holes.
- 2** Refer to the instructions provided with the canopy to install the fixture.

**SAVE THESE INSTRUCTIONS!**



7400 Linder Ave, Skokie, IL 60077

800.323.3226 - 847.626.6300

[www.lblighting.com](http://www.lblighting.com)

© 2008 LBL Lighting. All rights reserved. The "LBL Lighting" graphic is a registered trademark of LBL Lighting. LBL Lighting reserves the right to change specifications for product improvements without notification.

A Generation Brands Company