

# Juniper Wall

JW230OPSC2DI00 | 1.3



## Wall Sconces

### GENERAL PRODUCT INFORMATION:




This product can mount to either a 4" square electrical box with round plaster ring or an octagon electrical box.

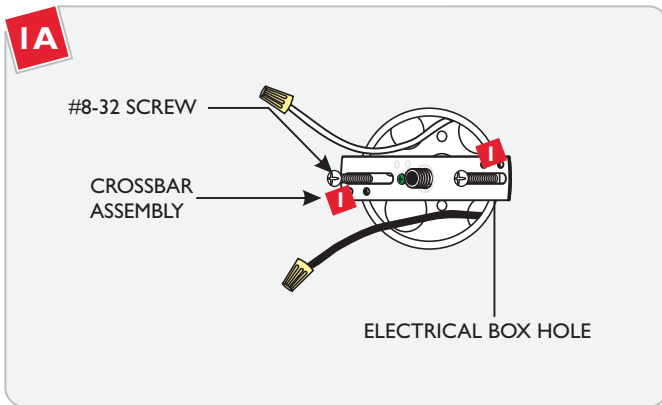
This product is suitable for indoor dry locations only.

This product can be dimmed with a standard incandescent dimmer.

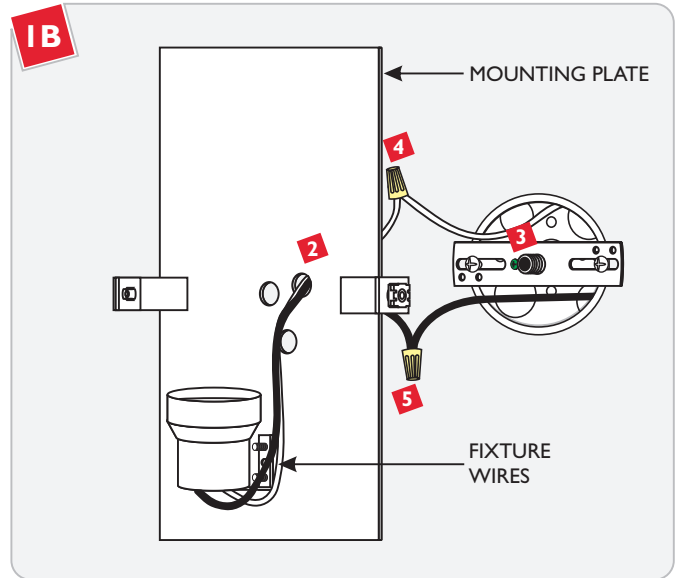
**CAUTION - RISK OF FIRE**  
 This product requires installation by a qualified electrician. Before installing be sure to read all instructions and **TURN THE POWER TO THE ELECTRICAL BOX OFF.**



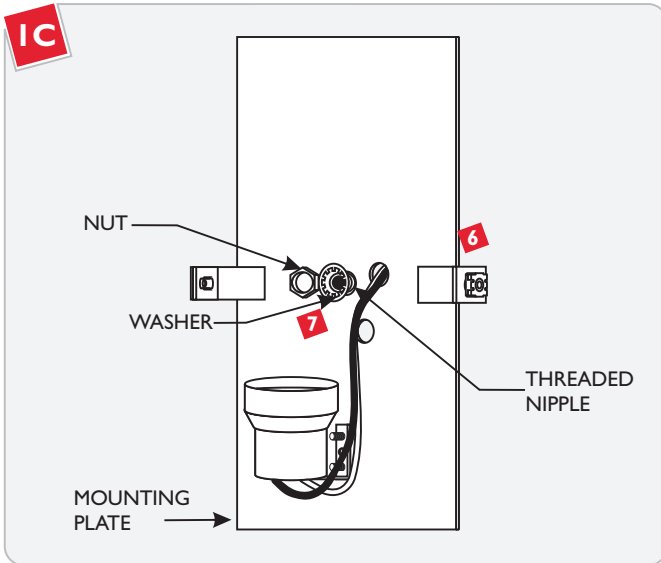
### Install the Fixture



**1** Mount the crossbar assembly to the electrical box holes with the two #8-32 screws provided.

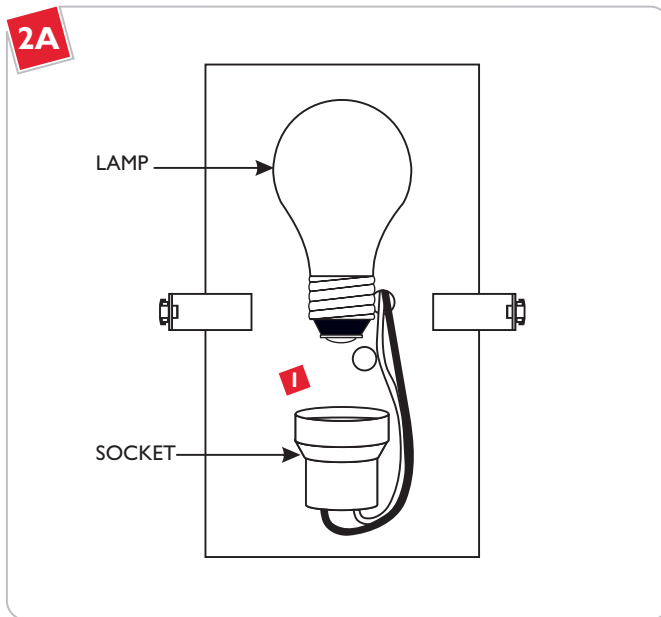


- 2** Feed the fixture wires through the mounting plate side hole.
- 3** Make sure that the crossbar is grounded in accordance with local electrical codes.
- 4** Connect the fixture white wire to the neutral power line wire with a wire nut.
- 5** Connect the fixture black wire to the hot power line wire with a wire nut.



- 6** Place all wires and wire nut connections properly inside the electrical box.
- 7** Slide the mounting plate center hole onto the exposed threaded nipple. Secure the mounting plate in place by tighten the provided nut and washer to threaded nipple.

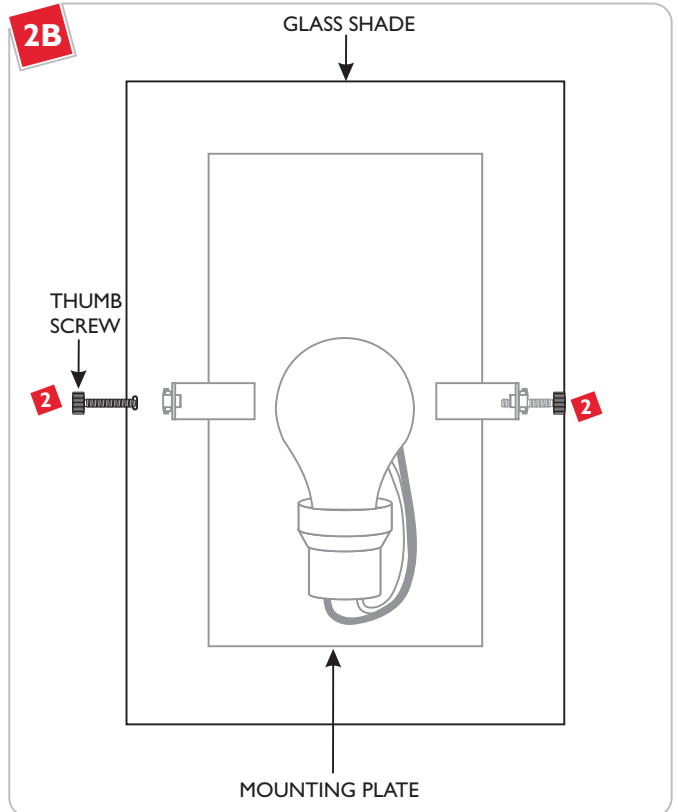
## Install the Lamp & Shade



Use **MAX** 120 Volt, **100** Watt Type A19 Medium Base Lamp.



- 1** Screw the lamp into the socket.



- 2** Place the glass shade onto the mounting plate. Align the glass shade holes with the mounting plate holes. Tighten the thumb screws to secure the glass shade in place.

**NOTE:** Do not over tighten the thumb screws which may cause the glass shade to break.

**SAVE THESE INSTRUCTIONS!**

**LBL Lighting**

7400 Linder Ave, Skokie, IL 60077

800.323.3226 - 847.626.6300

[www.lblighting.com](http://www.lblighting.com)

© 2008 LBL Lighting. All rights reserved. The "LBL Lighting" graphic is a registered trademark of LBL Lighting. LBL Lighting reserves the right to change specifications for product improvements without notification.

A Generation Brands Company