

4 Square Fusion Jack Canopy

CK004S-FJ_

1.0



GENERAL PRODUCT INFORMATION:

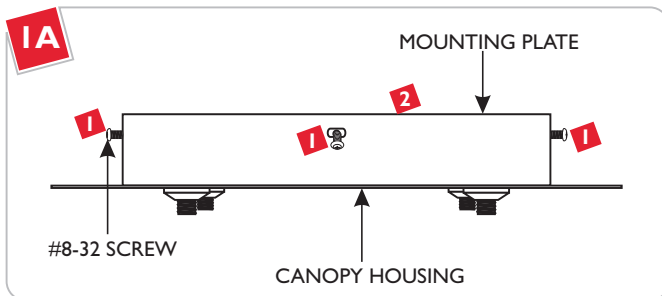


This product is suitable for indoor dry locations only.

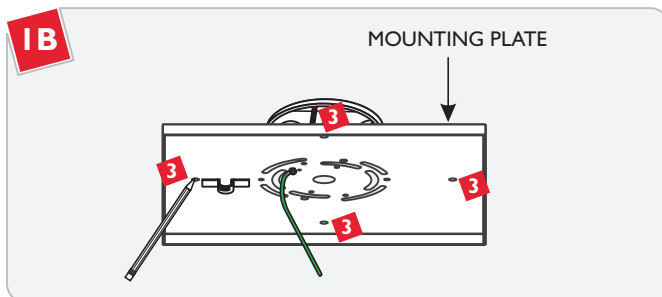
This product can be dimmed with a standard incandescent dimmer.



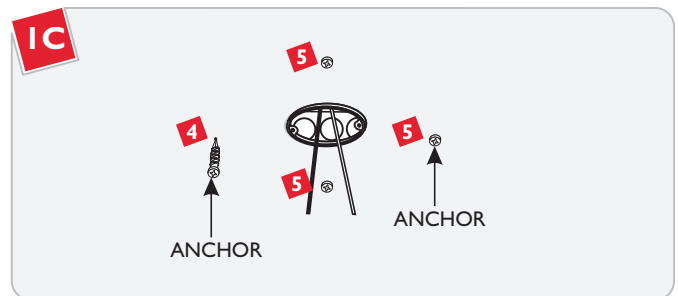
Install the Canopy



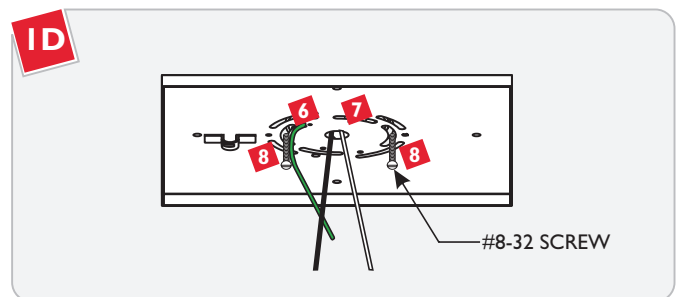
- 1 Remove the four #8-32 screws on the sides of the canopy housing.
- 2 Lift the mounting plate from the canopy housing.



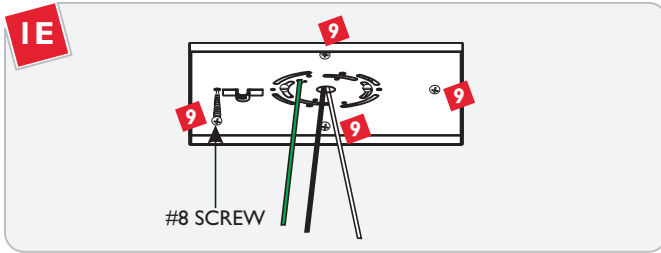
- 3 Align the mounting plate slots with the electrical box holes and mark four points onto the ceiling through the mounting holes.



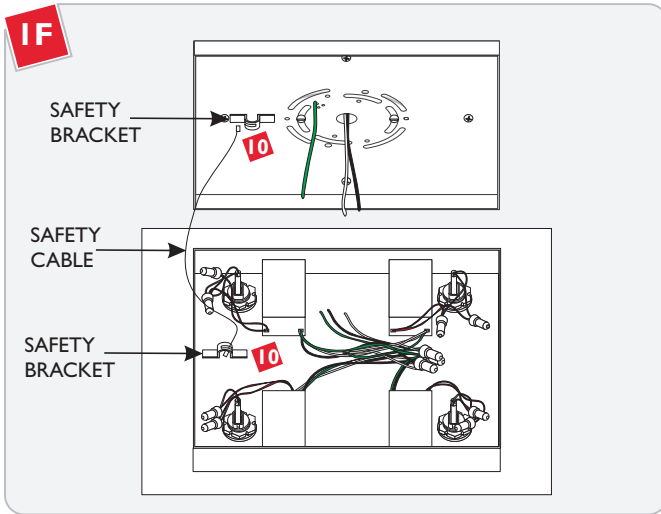
- 4 With a hammer tap the anchors at the marked points into the ceiling up to the threaded portion.
- 5 Screw the anchors in the rest of the way with a Phillips screwdriver.



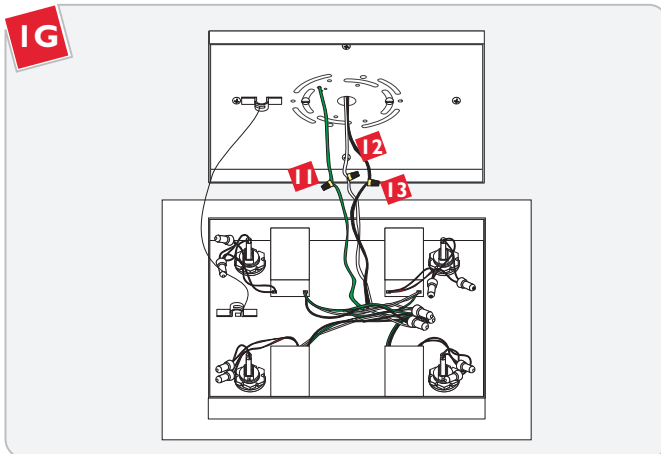
- 6 Ground the mounting plate in accordance with local electrical codes.
- 7 Feed the power line wires through the mounting plate center hole.
- 8 Line up the two mounting plate slots with the electrical box holes and use the two provided #8-32 screws to mount it to




- 9** Secure the mounting plate to the anchors with the provided #8 screws.



- 10** Insert one end of the safety cable into the mounting plate safety bracket and insert the other end into the housing safety bracket.

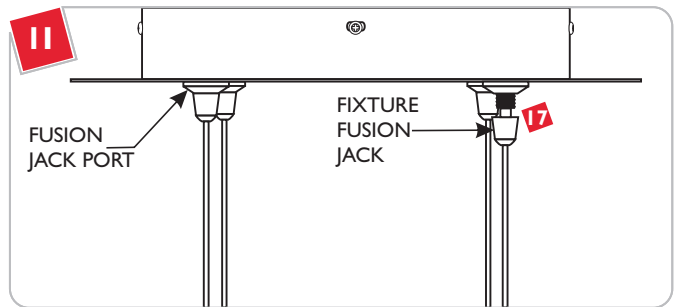


- 11** Connect the housing green wire to the mounting plate ground wire with a wire nut.
- 12** Connect the housing white wire to the neutral power line wire with a wire nut.
- 13** Connect the housing black wire to the hot power line wire with a wire nut.
- 14** Place all wires and wire nut connections properly inside the housing.



- 15** Slide the housing onto the mounting plate and line up the housing holes with the mounting plate holes.

- 16** Replace and tighten the four #8-32 screws to secure the housing in place.



- 17** Screw each fixture Fusion Jack completely into the Fusion Jack port.

- 18** Turn the power on.

CAUTION: RISK OF FIRE. Maximum load per port is **75 watt. Do Not Overload!**

SAVE THESE INSTRUCTIONS!

LBL Lighting

7400 Linder Ave, Skokie, IL 60077

800.323.3226 - 847.626.6300

www.lblighting.com

© 2008 LBL Lighting. All rights reserved. The "LBL Lighting" graphic is a registered trademark of LBL Lighting. LBL Lighting reserves the right to change specifications for product improvements without notification.

A Generation Brands Company