

**Voti Accessory**

**HAC482** | 1.1

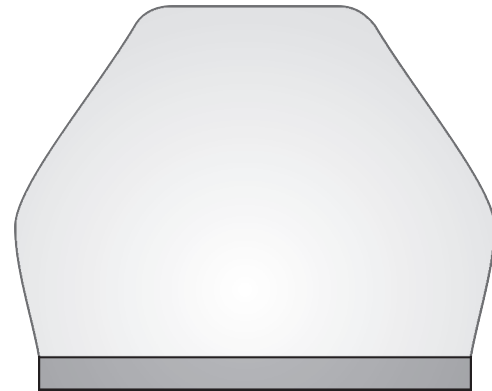


**Accessories**

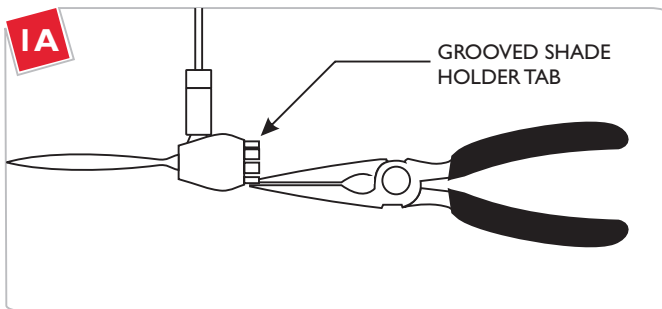
GENERAL PRODUCT INFORMATION:



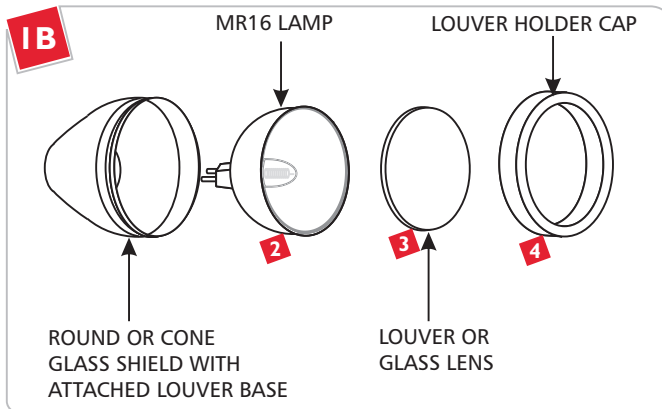
This product must be used with LBL Lighting systems only.



**Install the Accessory**



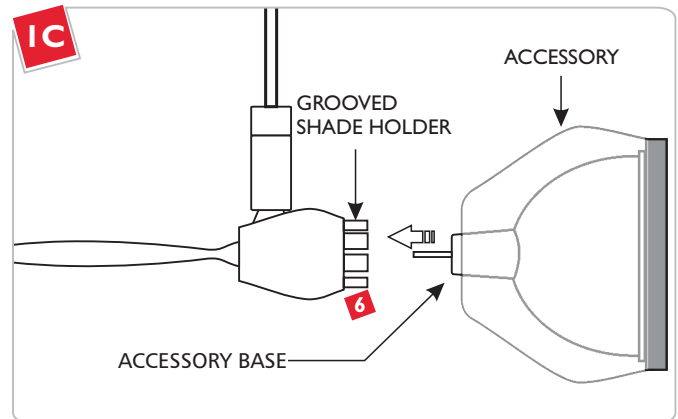
**1** If the accessory fits tight onto the fixture, then carefully bend the grooved shade holder tabs in slightly with the needle-nose pliers. If it fits loose, then carefully bend the grooved shade holder tabs out slightly with the needle-nose pliers.



Use MAX 50 Watt MR16 Front Cover Halogen Lamp.



- 2** Place the MR16 lamp into the glass shield with attached louver base.
- 3** Place the louver or glass lens on front of the MR16 lamp.
- 4** Screw the louver holder cap completely onto the louver base.



- 5** Line up the lamp pins with the socket holes.
- 6** Push the accessory base onto the grooved shade holder.

**SAVE THESE INSTRUCTIONS!**



7400 Linder Ave, Skokie, IL 60077

800.323.3226 - 847.626.6300

[www.lblighting.com](http://www.lblighting.com)

© 2008 LBL Lighting. All rights reserved. The "LBL Lighting" graphic is a registered trademark of LBL Lighting. LBL Lighting reserves the right to change specifications for product improvements without notification.

A Generation Brands Company