


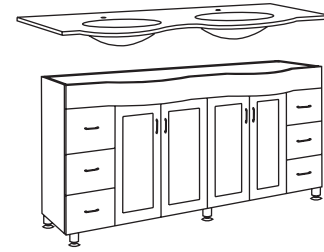
MODEL:DEC096

NO.	ASSEMBLY NAME	QUANTITY	NO.	ASSEMBLY NAME	QUANTITY
(1)	LEG	6	(6)	POP-UP WASTE	2
(2)	SCREW $\Phi 4$	24	(7)	FAUCET	2
(3)	CABINET	1	(8)	MIRROR	1
(4)	HANDLE	10	(9)	SCREW $\Phi 6$	2
(5)	BASIN	1	(10)	SELF-TAPPING SCREW	2

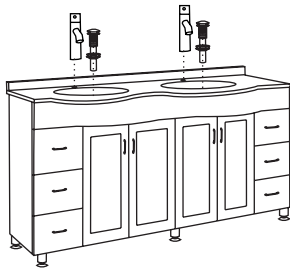
1




2



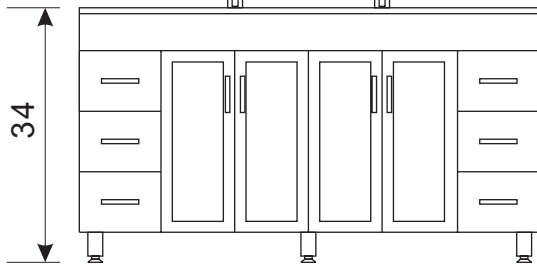
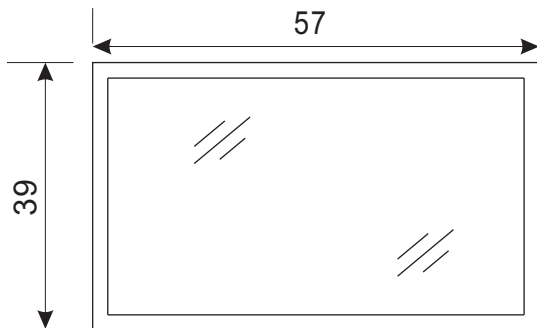
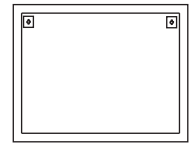
3



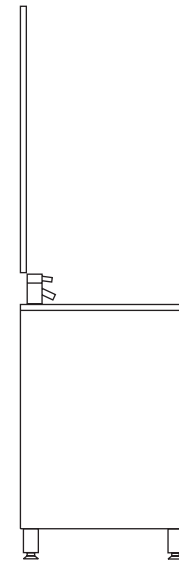
4



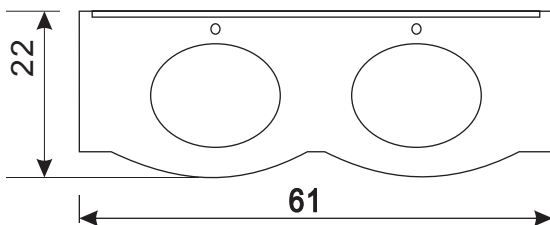
BACK



FRONT VIEW



SIDE VIEW



TOP VIEW

