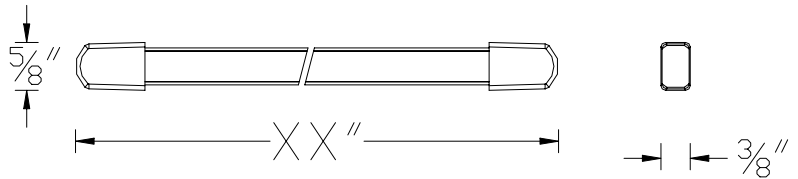


<b>CATALOG NUMBER</b>	<b>TYPE</b>
<b>PROJECT</b>	

**MONORAIL - TRACK** **MODELS LM-T4 & LM-T8**



**Ordering Information**

Model Number	Length	Finish
[ ]	[ ]	[ ]

<b>LM</b> = Monorail Track	<b>T4</b> = 4' Section of track <b>T8</b> = 8' Section of track	<b>BZ</b> = Bronze <b>CH</b> = Chrome <b>PT</b> = Platinum
----------------------------	--	--

Ordering Example (model number – length – finish): LM-T8-CH

**Product Details** **Specification Features**

<b>Description:</b>	W.A.C. monorail is a low voltage bendable single circuit track system. Straight rail is ordered as a four or eight foot section to be bent in the field as needed or used as a straight section. The rail is field cuttable and bendable by hand or with a bending tool.
<b>Materials:</b>	Monorail is composed of two 1.9mm thick copper bus wires with a 1.5mm thick polycarbonate core. Each rail also includes two matching polycarbonate endcaps.
<b>Electrical:</b>	1 circuit, 12 volt or 24 volt. 300W maximum capacity at 12V. 600W maximum capacity at 24V.
<b>Transformer:</b>	Can use electronic surface mount, electronic remote, magnetic surface mount, or magnetic remote transformers (not included).
<b>Mounting:</b>	Mounts to flat, suspended, or sloped ceilings. Use 2 supports per 4 foot section and at least 3 per 8 foot section. Total number of supports used in an application depends on the shape of the track layout. Systems with very unique shapes may require the use of additional supports.
<b>Finish:</b>	Abrasion resistant bronze, chrome or platinum finish. BZ = Bronze metal finish CH = Chrome plated finish PT = Platinum metal finish
<b>Listing:</b>	UL & CUL Listed.

<ul style="list-style-type: none"> <li>Monorail utilizes low voltage track heads and pendants. The monorail system uses LM style track heads as well as quick connect track heads and pendants in conjunction with the LM-QADP quick connect adaptor. The LM-QADP is compatible with all QF and QP socket sets.</li> <li>Can be suspended from ceiling with cable or rigid standoffs. Suspension support information can be found on the Monorail Suspension spec sheet.</li> <li>An optional rail bending tool (LM-BM) is available for field bending when precise control and very smooth curves are desired.</li> <li>2 year W.A.C. Lighting product warranty.</li> </ul>
--



615 South Street  
 Garden City, NY 11530  
 Tel: 516.515.5000 Fax: 516.515.5050  
 www.waclighting.com

<u>CATALOG NUMBER</u>	<u>TYPE</u>
<u>PROJECT</u>	

**MONORAIL – TRACK ACCESSORIES**

**MODELS LM-T4 & LM-T8**

**Ordering Matrix**



Model	Part Number	Finish
-------	-------------	--------

--	--	--

LM	EC	BM	QADP	BZ	CH	PT
----	----	----	------	----	----	----

Ordering Example (model number – part number – finish): LM-EC-BZ

**Track Accessories**

Monorail End Cap LM-EC-color		Bending Machine LM-BM	
---------------------------------	--	--------------------------	--

<p><b>Description</b></p> <p>Extra end cap for Monorail. Ordered when doing multiple cuts of a long piece of rail.</p> <p>Available in Bronze (<b>BZ</b>), Chrome (<b>CH</b>), or Platinum (<b>PT</b>).</p>	<p><b>Description</b></p> <p>Used to make smooth and consistent bends of rail. Two clamp brackets mount bending machine to table or similar flat surface. Angle indicators on bending machine help the user determine the proper amount of tension.</p> <p><i>Note: No color options.</i></p>
---	---

Monorail Quick Connect adapter. LM-QADP-color	
--	--

<p><b>Description</b></p> <p>Monorail system quick connect adaptor allows all quick connect elements (QF track heads or QP pendants) to be used with the LM system rail. The adaptor contains a threaded nipple for quick connect socket sets and attaches anywhere along the LM track. One adaptor must be ordered for each quick connect element used on a system.</p> <p>Available in Bronze (<b>BZ</b>), Chrome (<b>CH</b>), or Platinum (<b>PT</b>).</p>	
---	--