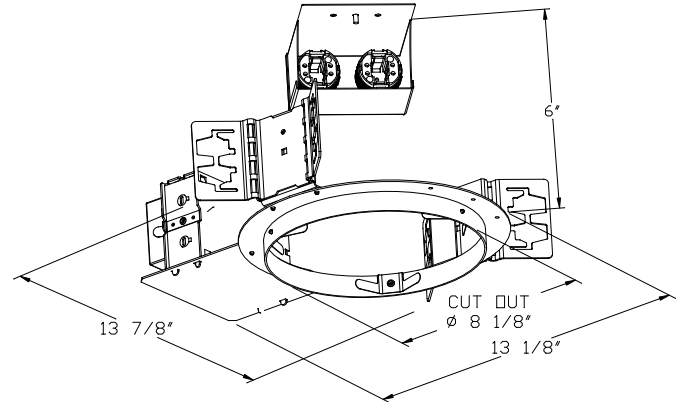



CATALOG NUMBER	TYPE
PROJECT	

8" CFL DOWNLIGHT

MODEL R8HF-D



Ordering Matrix	
Model	Trim
R8HF-D	
<i>R= Recessed 8=8 inch H=Horizontal D=Double</i>	<i>see page two for selection</i>




Ordering Example (model – series + trim) : R8HF-D + trim number

Product Details	
Description:	Eight-inch downlight rated for use with two 26 or 32 or 42w compact fluorescent lamp.
Materials:	Frame and junction box are 20 gauge steel. Electrical component is a G24q base 600V PBT socket, high temp rated.
J-Box:	Seven knockouts and four Romex® style wiring connectors provided for ease of installation. Rated for branch wiring.
BALLAST	High Power Factor solid state ballast suitable input voltage ranging from 120-277v. Ballasts provide automatic termination upon end or lamp life. Outboard mounted to reduce transfer and maintain lamp efficacy and life.
Lamping:	Accepts G24q base CFL lamps, Lamps are sold separately.
Ratings:	Non-IC rated. Insulation must be kept at least 3" away from the housing. U.L. and C.U.L. listed. Suitable for damp locations.
Mounting:	Install mounting frame using adjustable mounting bracket to mounting bar. Use 3/4" or 1 1/2" lathing channel, 1/2" EMT, or optional mounting bars.

Specification Features
<ul style="list-style-type: none"> • Provided with Push-in wire connector for easy installation. • Junction box is accessible from below the ceiling. Spring loaded door for easy access to wiring. • Socket cup install with trim easily. • 5 year W.A.C. Lighting product warranty.

CATALOG NUMBER	TYPE
PROJECT	

8" CFL DOWNLIGHT **MODEL R8HF-D**

Compatible Trims (Sold separately) :			
<p>R8HT-01-□ □/WT Reflector Finish: SC Flange Finish: WT</p> <p>Lamping: 2X26W PL-C 2X26W PL-T 2X32W PL-T 2X42W- PL-T</p>		<p>R8HT-02-□ □/WT Reflector Finish: WT,BK Flange Finish: WT</p> <p>Lamping: 2X26W PL-C 2X26W PL-T 2X32W PL-T 2X42W- PL-T</p>	
<p>R8HT-03-□ □/WT Reflector Finish: SC,WT Flange Finish: WT</p> <p>Lamping: 2X26W PL-C 2X26W PL-T 2X32W PL-T 2X42W- PL-T</p>		<p>R8HT-07-□ □/WT Reflector Finish: SC,WT Flange Finish: WT</p> <p>Lamping: 2X26W PL-C 2X26W PL-T 2X32W PL-T</p>	

Finish Key:
BK = Black, SC = Specular Clear, WT = White

Notes:
The full catalog number for a complete downlight includes the model numbers for both the trim and the housing.
Additional information regarding each individual trim can be viewed on the individual trim spec sheets.