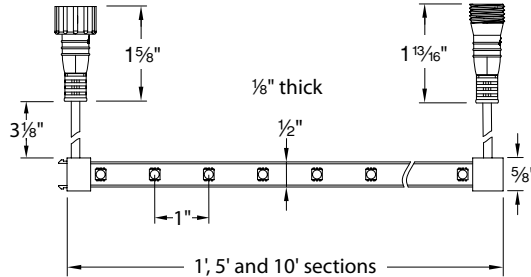


# InvisiLED® Palette Outdoor

## 24V Outdoor Color Changing LED Tape Light



Fixture Type:

Catalog Number:

Project: \_\_\_\_\_

Location: \_\_\_\_\_

### PRODUCT DESCRIPTION

Color changing 24V system for any and all outdoor accent lighting applications. Uses the latest LED technology water sealed in silicone cased tape, while still delivering crisp, quality light and effortless navigation of curves.

### FEATURES

- IP-68 rated, allows for submersion up to five feet
- Power supply is UL listed for wet locations
- DMX controller option (consult factory)
- Select from any color to visibly change an interior design
- Switch to warm 3500K white light with the push of a button
- Ultra thin profile at 1/8"
- Diodes spaced evenly at 1" on center
- Minimum run length of 1' and maximum of 40'
- May be field cut every 2" at the end of a run
- Unique tape section connections ensure even LED spacing and no dark spots
- Four mounting options provided for different surfaces
- 50,000 hour rated life
- 5 year WAC Lighting product warranty

### SPECIFICATIONS

**Construction:** Flexible, silicone sealed tape light. Indicating marks on back for field cutting

**Power Supply:** Remote electronic Class 2 transformer.  
120VAC 50/60Hz input, 24VDC 100W output.

**Light Source:** 12 LED diodes per foot. Runs on 24V at 1.5W per foot.

**Dimming:** Dimmable using an LED-TO24-WS wireless controller.

**Operating Temperature:** -4°F – 122°F (-20°C – 50°C), relative humidity 95%.

**Standards:** UL & CUL Listed. UL (E204239) wet location certified.

### ORDER NUMBER

Model #	Length	Color
<b>LED-TCO</b>	<b>1</b> 1 foot	<b>RGB</b>
	<b>5</b> 5 feet	
	<b>10</b> 10 feet	

**LED-TCO** –  – **RGB**

Example: **LED-TCO-10-RGB**



Stop at any point for a custom color effect.

### POWER SUPPLY

**EN-O24100-RB2-T** 24VDC/100W  
Class 2 LED transformer

### CONTROLLERS

**LED-TO24-WS** 4 function wireless controller  
**LED-TO24-CM** Master controller  
**LED-TO24-CS** Slave controller

### CONTROLLER COMPONENTS

**LED-TO24-IC** Joiner cables  
**LED-TO24-SW** Master to Slave signal wire  
**LED-TO24-MW** DMX to Master signal wire

### TAPE LIGHT ACCESSORIES

**LED-TO24-IC-RGB** RGB Joiner Cable  
**LED-TO24-X-RGB** 4 way "X" connector  
**LED-TO24-Y-RGB** 3 way "Y" connector  
**LED-TO24-EC** End cap  
**LED-TO24-C1** Mounting clip 1 (10 per pack)  
**LED-TO24-C2** Mounting clip 2 (10 per pack)  
**LED-TO24-C3** Mounting clip 3 (10 per pack)  
**LED-TO24-CH** Retrofit channel

**WAC Lighting**  
www.waclighting.com  
Phone (800) 526.2588 • Fax (800) 526.2585


**Headquarters/Eastern Distribution Center**  
44 Harbor Park Drive • Port Washington, NY 11050  
Phone (516) 515.5000 • Fax (516) 515.5050




**Western Distribution Center**  
1750 Archibald Avenue • Ontario, CA 91760  
Phone (800) 526.2588 • Fax (800) 526.2585




# InvisiLED® Palette Outdoor









## 24V Outdoor Color Changing LED Tape Light



POWER SUPPLY		Model #	Input	Output	Dimensions	Description
Remote Class 2 DC Transformer		<b>EN-O24100-RB2-T</b>	120V-240V AC	24V DC/100W	11 <sup>7</sup> / <sub>16</sub> " x 4 <sup>1</sup> / <sub>8</sub> " x 1 <sup>5</sup> / <sub>16</sub> "	6' lead wire included. Requires a minimum load of 1W. Max run 100W: 40'

CONTROLLERS		Model #	Dimensions	Description
Wireless Palette Controller		<b>LED-TO24-WS</b>	4" x 2 <sup>1</sup> / <sub>2</sub> " x 5 <sup>5</sup> / <sub>8</sub> "	<b>Wireless connection to Master Controller.</b> <ul style="list-style-type: none"> <li>• Use to switch from color changing to white light</li> <li>• Play/Pause the color changing effect</li> <li>• Control the brightness and speed of the color changing effect</li> </ul> <i>Includes 2 AAA batteries.</i>
Master Controller		<b>LED-TO24-CM</b>	4" x 2" x 1 <sup>1</sup> / <sub>2</sub> "	Powers one run up to 40'. Connects and controls all slave controllers for runs over 40'.
Slave Controller		<b>LED-TO24-CS</b>	4" x 2" x 1 <sup>1</sup> / <sub>2</sub> "	Connects to Master Controller for runs over 40'. Uses a separate 120V power supply. Powers up to another 40', a new Slave Controller is needed for every 40' extension.

CONTROLLER COMPONENTS		Model #	Dimensions	Description
Joiner Cable		<b>LED-TO24-IC6</b> <b>LED-TO24-IC12</b> <b>LED-TO24-IC72</b> <b>LED-TO24-IC120</b>	6" 12" 72" 120"	Extends distance between Power Supply and Master Controller.
Signal wire		<b>LED-TO24-SW60</b> <b>LED-TO24-SW120</b>	60" 120"	Connects Master Controller and Slave Controller.
DMX Signal Wire		<b>LED-TO24-SW60</b> <b>LED-TO24-SW120</b>	60" 120"	Connects DMX system to Master Controller.

TAPE LIGHT ACCESSORIES		Model #	Dimensions	Description
RGB Joiner Cable		<b>LED-TO24-IC6-RGB</b> <b>LED-TO24-IC12-RGB</b> <b>LED-TO24-IC72-RGB</b> <b>LED-TO24-IC120-RGB</b>	6" 12" 72" 120"	Use to connect two sections of InvisiLED® Outdoor Palette tape.
4-Way "X" Connector		<b>LED-TO24-X-RGB</b>	wires: 5" each connectors: 3/4" each	"X" connector has one male and three female connectors and can be used to easily customize your design layout.
3-Way "Y" Connector		<b>LED-TO24-Y-RGB</b>	wires: 5" each connectors: 3/4" each	"Y" connector has one male and two female connectors and can be used to easily customize your design layout.
End cap		<b>LED-TO24-EC</b>	5/8" x 5/8" x 3/8"	Use to terminate every run to protect against contaminants. Seal cut end with silicone after adding end cap.
Mounting Clip 1 (10 pack)		<b>LED-TO24-C1</b>	1 1/8" x 3/8" x 1/4"	For installation on non-flat surfaces where there is no edge contact. 2 clips per ft are recommended for straight runs.
Mounting Clip 2 (10 pack)		<b>LED-TO24-C2</b>	7/8" x 3/8" x 1/4"	For installation on non-flat surfaces, allows for contact on one edge. 2 clips per ft are recommended for straight runs.
Mounting Clip 3 (10 pack)		<b>LED-TO24-C3</b>	5/8" x 5/8" x 1/4"	For installation on non-flat surfaces, allows for contact on both edges. 2 clips per ft are recommended for straight runs.
Retrofit Channel		<b>LED-TO24-CH1</b> <b>LED-TO24-CH5</b>	12" x 5/8" x 1/4" 60" x 5/8" x 1/4"	Rigid, non-flexible channel for mounting to a straight, solid surface.

**WAC Lighting**  
www.waclighting.com  
Phone (800) 526.2588 • Fax (800) 526.2585

**Headquarters/Eastern Distribution Center**  
44 Harbor Park Drive • Port Washington, NY 11050  
Phone (516) 515.5000 • Fax (516) 515.5050

**Western Distribution Center**  
1750 Archibald Avenue • Ontario, CA 91760  
Phone (800) 526.2588 • Fax (800) 526.2585