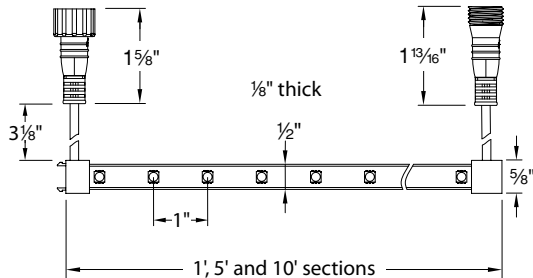


# InvisiLED® Palette Outdoor

## 24V Outdoor Color Changing LED Tape Light



Fixture Type:

Catalog Number:

Project: \_\_\_\_\_

Location: \_\_\_\_\_

### PRODUCT DESCRIPTION

Color changing 24V system for any and all outdoor accent lighting applications. Uses the latest LED technology water sealed in silicone cased tape, while still delivering crisp, quality light and effortless navigation of curves.

### FEATURES

- DMX controller option (consult factory)
- Select from any color to visibly change an interior design
- Switch to warm 3500K white light with the push of a button
- IP-68 rated, allows for submersion up to five feet
- Power supply is UL listed for wet locations
- Minimum run length of 1' and maximum of 40'
- Unique tape section connections ensure even LED spacing and no dark spots
- May be field cut every 2" at the end of a run
- Sold in 1ft, 5ft and 10ft sections
- Four mounting options provided for different surfaces
- 50,000 hour rated life
- 5 year WAC Lighting product warranty

### SPECIFICATIONS

**Construction:** Flexible, silicone sealed tape light. Indicating marks on back for field cutting, may be cut every 2" at the end of a run. (Cut ends must be sealed with silicone and capped with an end cap (LED-TO24-EC).

**Power Supply:** Designed for use with remote WAC 24VDC/100W electronic Class 2 transformer (order separately).

**Light Source:** 12 LED diodes per foot. Runs on 24V at 1.5W per foot. Available in 4 colors and 3500K white.

**Operating Temperature:** -4°F – 122°F (-20°C – 50°C), relative humidity 95%.

**Standards:** UL & CUL Listed. UL (E204239) wet location certified.

### POWER SUPPLY

**EN-O24100-RB2-T** 24VDC/100W Class 2 hard-wired LED transformer

### CONTROLLERS

**LED-TO24-WS** 4 function wireless controller  
**LED-TO24-CM** Master controller  
**LED-TO24-CS** Slave controller

### CONTROLLER COMPONENTS

**LED-TO24-IC** Joiner cables  
**LED-TO24-SW** Master to Slave signal wire  
**LED-TO24-MW** DMX to Master signal wire


### TAPE LIGHT ACCESSORIES

**LED-TO24-IC-RGB** RGB Joiner Cable  
**LED-TO24-X-RGB** 4 way "X" connector  
**LED-TO24-Y-RGB** 3 way "Y" connector  
**LED-TO24-EC** End cap  
**LED-TO24-C1** Mounting clip 1 (10 per pack)  
**LED-TO24-C2** Mounting clip 2 (10 per pack)  
**LED-TO24-C3** Mounting clip 3 (10 per pack)  
**LED-TO24-CH** Retrofit channel

**For full descriptions and specs of Power Supply's, Controllers and Accessories see next page.**

### ORDER NUMBER

Model #	Length
<b>LED-TCO-1-RGB</b>	1 Foot
<b>LED-TCO-5-RGB</b>	5 Feet
<b>LED-TCO-10-RGB</b>	10 Feet



Example: **LED-TCO-5-RGB**



Stop at any point for a custom color effect.

**WAC Lighting**  
 www.waclighting.com  
 Phone (800) 526.2588 • Fax (800) 526.2585

**Headquarters/Eastern Distribution Center**  
 615 South Street • Garden City, NY 11530  
 Phone (516) 515.5000 • Fax (516) 515.5050


**Western Distribution Center**  
 168 Brea Canyon Road • City of Industry, CA 91789  
 Phone (909) 468.1848 • Fax (909) 468.9958

# InvisiLED® Palette Outdoor




## 24V Outdoor Color Changing LED Tape Light






### POWER SUPPLY

Remote Class 2 DC Transformer		<b>EN-O24100-RB2-T</b> 100W	11 <sup>7</sup> / <sub>16</sub> " x 4 <sup>1</sup> / <sub>8</sub> " x 1 <sup>5</sup> / <sub>16</sub> "	Input: 120V-240V AC Output: 24V DC 6' lead wire included. Requires a minimum load of 1W. Max run 100W: 40'
-------------------------------	---	-----------------------------	--	---









### CONTROLLERS

Wireless Palette Controller		<b>LED-TO24-WS</b>	4" x 2 <sup>1</sup> / <sub>2</sub> " x 5 <sup>8</sup> / <sub>16</sub> "	<b>Wireless connection to Master Controller.</b> • Use to switch from color changing to white light • Play/Pause the color changing effect • Control the brightness and speed of the color changing effect <i>Includes 2 AAA batteries.</i>
Master Controller		<b>LED-TO24-CM</b>	4" x 2" x 1 <sup>1</sup> / <sub>2</sub> "	Powers one run up to 40'. Connects and controls all slave controllers for runs over 40'.
Slave Controller		<b>LED-TO24-CS</b>	4" x 2" x 1 <sup>1</sup> / <sub>2</sub> "	Connects to Master Controller for runs over 40'. Uses a separate 120V power supply. Powers up to another 40', a new Slave Controller is needed for every 40' extension.

### CONTROLLER COMPONENTS

Joiner Cable		<b>LED-TO24-IC6</b> <b>LED-TO24-IC12</b> <b>LED-TO24-IC72</b> <b>LED-TO24-IC120</b>	6" 12" 72" 120"	Extends distance between Power Supply and Master Controller.
Signal wire		<b>LED-TO24-SW60</b> <b>LED-TO24-SW120</b>	60" 120"	Connects Master Controller and Slave Controller.
DMX Signal Wire		<b>LED-TO24-SW60</b> <b>LED-TO24-SW120</b>	60" 120"	Connects DMX system to Master Controller.

### TAPE LIGHT ACCESSORIES

RGB Joiner Cable		<b>LED-TO24-IC6-RGB</b> <b>LED-TO24-IC12-RGB</b> <b>LED-TO24-IC72-RGB</b> <b>LED-TO24-IC120-RGB</b>	6" 12" 72" 120"	Use to connect two sections of InvisiLED® Outdoor Palette tape.
4-Way "X" Connector		<b>LED-TO24-X-RGB</b>	wires: 5" each connectors: 3/4" each	"X" connector has one male and three female connectors and can be used to easily customize your design layout.
3-Way "Y" Connector		<b>LED-TO24-Y-RGB</b>	wires: 5" each connectors: 3/4" each	"Y" connector has one male and two female connectors and can be used to easily customize your design layout.
End cap		<b>LED-TO24-EC</b>	5/8" x 5/8" x 3/8"	Use to terminate every run to protect against contaminants. Seal cut end with silicone after adding end cap.
Mounting Clip 1 (10 pack)		<b>LED-TO24-C1</b>	1 1/8" x 3/8" x 1/4"	For installation on non-flat surfaces where there is no edge contact. 2 clips per ft are recommended for straight runs.
Mounting Clip 2 (10 pack)		<b>LED-TO24-C2</b>	7/8" x 3/8" x 1/4"	For installation on non-flat surfaces, allows for contact on one edge. 2 clips per ft are recommended for straight runs.
Mounting Clip 3 (10 pack)		<b>LED-TO24-C3</b>	5/8" x 5/8" x 1/4"	For installation on non-flat surfaces, allows for contact on both edges. 2 clips per ft are recommended for straight runs.
Retrofit Channel		<b>LED-TO24-CH1</b> <b>LED-TO24-CH5</b>	12" x 5/8" x 1/4" 60" x 5/8" x 1/4"	Rigid, non-flexible channel for mounting to a straight, solid surface.

**WAC Lighting**  
www.waclighting.com  
Phone (800) 526.2588 • Fax (800) 526.2585

**Headquarters/Eastern Distribution Center**  
615 South Street • Garden City, NY 11530  
Phone (516) 515.5000 • Fax (516) 515.5050

**Western Distribution Center**  
168 Brea Canyon Road • City of Industry, CA 91789  
Phone (909) 468.1848 • Fax (909) 468.9958