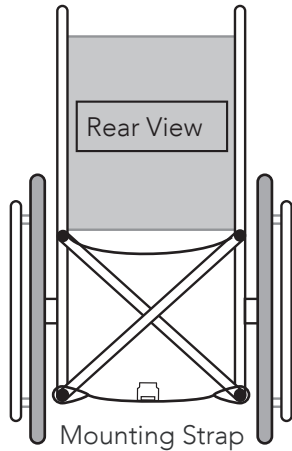
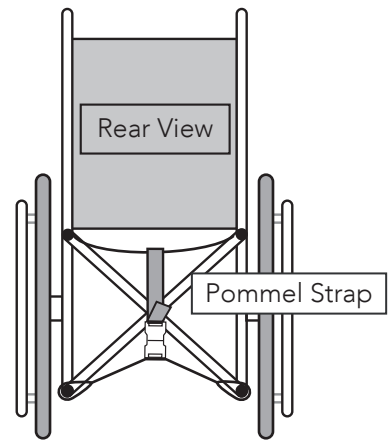


SIT N'PLACE®


1



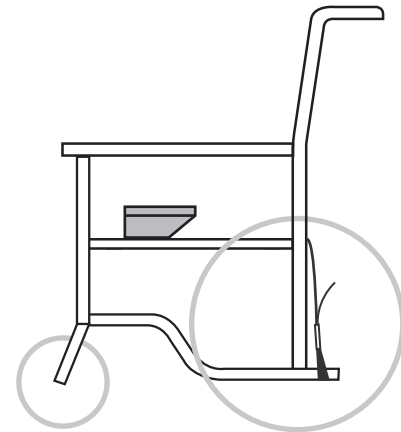
2



3



4



- 1** Place loops of mounting strap over anti-tip bars.
- 2** Feed pommel strap between seat surface and wheelchair back. Connect pommel strap to buckle on mounting strap.

- 3** Loosen pommel strap so pommel hangs in front of wheelchair. Place patient in wheelchair and position them to the rear of the chair.
- 4** Tighten pommel strap until pommel is in the desired position.