



Buy it for looks. Buy it for life.®

Specifications

DESCRIPTION

- Metal construction with a chrome plated finish
- Flexible supplies with 3/8" compression fittings
- Includes pop-up waste assembly
- Includes optional 3 hole deck plate (escutcheon)

OPERATION

- Lever style handle
- Temperature controlled by 100° arc of handle travel


FLOW

- Flow is limited to 1.5 gpm (5.7 L/min) at 60 psi

CARTRIDGE

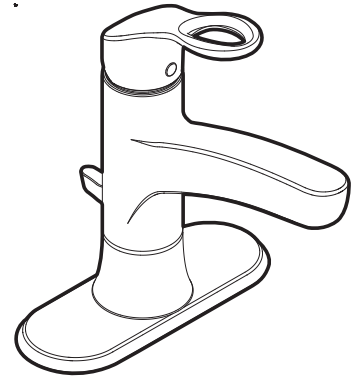
- 1255™ Duralast™ cartridge for single-handle faucets

STANDARDS

- Third party certified to ASME A112.18.1/CSA B-125.1, and all applicable requirements referenced therein
- Third party certified to comply with WaterSense® High Efficiency Bathroom Sink Faucet Specification
- Complies with California Proposition 65 and with the Federal Safe Drinking Water Act
- ADA  for lever handle

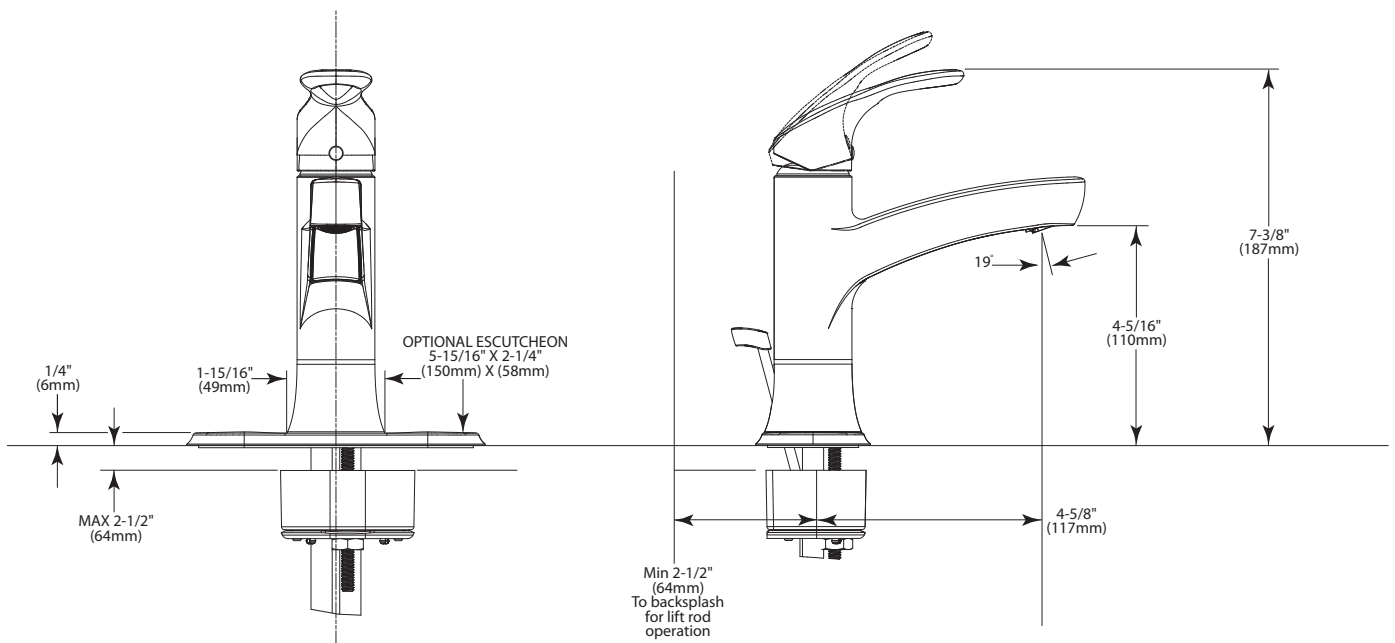
WARRANTY

- Lifetime limited warranty against leaks, drips and finish defects to the original consumer purchaser
- 5 year warranty if used in commercial installations



Kleo™
Single-Handle Lavatory Faucet
Model: 84900

Note: THIS FAUCET IS DESIGNED TO BE INSTALLED THRU 1 HOLE, 1-1/8" MIN. DIA.



CRITICAL DIMENSIONS

(DO NOT SCALE)

FOR MORE INFORMATION CALL: 1-800-BUY-MOEN

www.moen.com