



Buy it for looks. Buy it for life.®

# Specifications

## DESCRIPTION

- Hydrolock® quick connect system
- Metal construction with various finishes identified by suffix
- 1/2" IPS connections
- Includes metal pop-up type waste assembly

## OPERATION

- Lever style handles
- Maximum handle rotation angle is 90° to full on for either handle
- Hot side counterclockwise to open (clockwise to close)
- Cold side clockwise to open (counterclockwise to close)


## FLOW

- Flow is limited to 1.5 gpm (5.7 L/min) at 60 psi

## CARTRIDGE


- 1224 cartridge design
- Nonmetallic and stainless steel material

## STANDARDS

- Third party certified to WaterSense®, CSA B-125.1, ASME A112.18.1, ICC A117.1 and all requirements referenced therein
- Contains no more than 0.25% weighted average lead content
- Certified to ANSI/NSF 61/9
- Complies with California Proposition 65 and with the Federal Safe Drinking Water Act
- **ADA**  for lever handle

## WARRANTY

- Lifetime limited warranty against leaks, drips and finish defects to the original consumer purchaser
- 5 year warranty if used in commercial installations



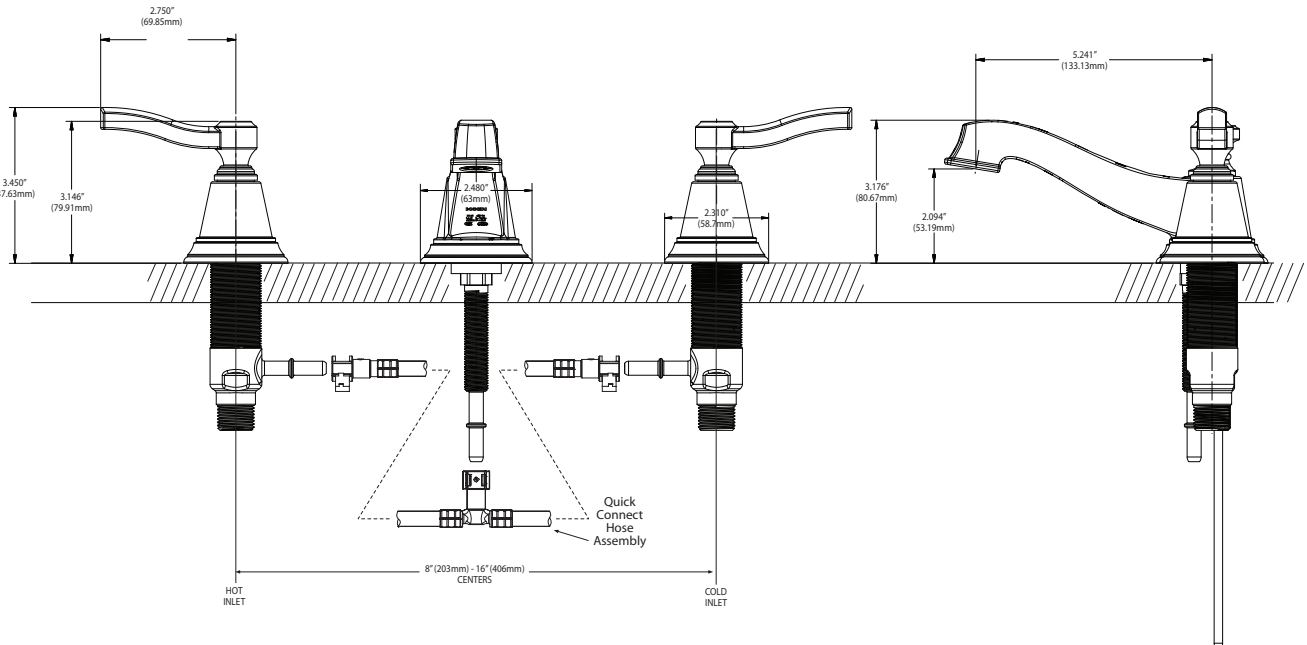
## ROTHBURY™ Two-Handle Widespread Lavatory Faucet

**Models:** TS6205 series

**Valves:** 9000, 69000

**NOTE:** THIS FAUCET IS DESIGNED TO BE INSTALLED THRU 3 HOLES, 1-1/8" MIN. DIA.

**NOTE:** FOR DECK THICKNESS 1-1/2" TO 3", USE SERVICE KIT #115001. VALVES INSTALL THROUGH 1-1/4" DIA. HOLE.



## CRITICAL DIMENSIONS

(DO NOT SCALE)