



Buy it for looks. Buy it for life.®

There is more than 1 version of this model.
Page down to identify the version you have.

DESCRIPTION

- Metal construction with various finishes identified by suffix
- 1/2" IPS connections
- Includes metal or 50/50 pop-up type waste assembly where noted

OPERATION

- Pivot action lever style handle
- Temperature controlled through 100° degree arc of handle travel


FLOW

- Flow is limited to 1.5 gpm max (5.7L/min) at 60 psi

CARTRIDGE

- 1255™ Duralast™ cartridge
- Nonmetallic/nonferrous and stainless steel material

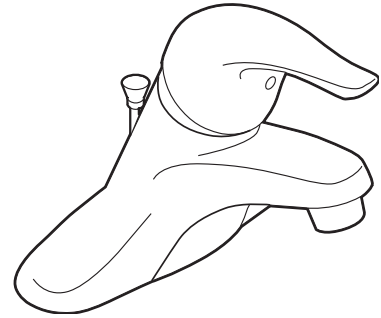
STANDARDS

- Third party certified to WaterSense,® CSA B125.1, ASME A112.18.1 and all applicable requirements referenced therein including NSF61/9
- Contains no more than 0.25% weighted average lead content
- Complies with California Proposition 65 and with the Federal Safe Drinking Water Act
- **ADA**  for lever handle

WARRANTY

- Lifetime limited warranty against leaks, drips and finish defects to the original consumer purchaser
- 5 year warranty if used in commercial installations

Specifications



CHATEAU® Single-Handle Lavatory Faucet

with Metal Waste Assembly
Models: L4621 series

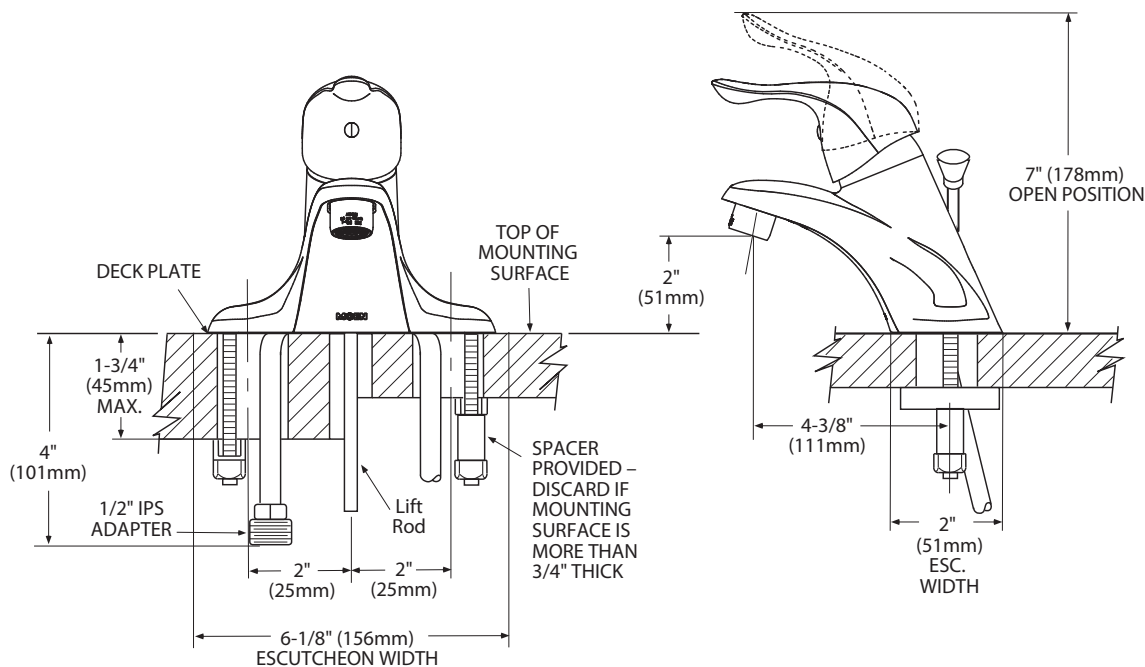
Bulk Pack Models (12 Per Carton):
L64620 series

with 50/50 Waste Assembly
Bulk Pack Model (12 Per Carton): L64621 series

Less Waste
Model: L4601 series

Bulk Pack Model (12 Per Carton):
L64601 series

NOTE: THIS FAUCET IS DESIGNED TO BE INSTALLED THRU 3-1" DIA. HOLES, 2" ON CENTER



CRITICAL DIMENSIONS

(DO NOT SCALE)



Buy it for looks. Buy it for life.®

Specifications

DESCRIPTION

- Metal construction with various finishes identified by suffix
- 1/2" IPS connections
- Includes metal or 50/50 pop-up type waste assembly where noted

OPERATION

- Pivot action lever style handle
- Temperature controlled through 100° degree arc of handle travel


FLOW

- Flow is limited to 1.5 gpm max (5.7L/min) at 60 psi

CARTRIDGE

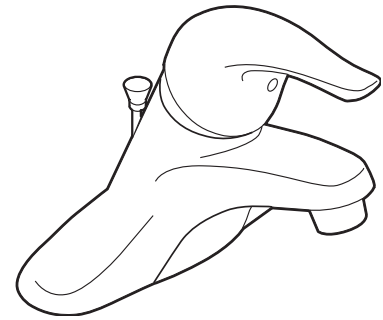
- 1225 cartridge design
- Nonmetallic/nonferrous and stainless steel material
- Can accommodate reversed piping and back to back installations

STANDARDS

- Third party certified to WaterSense,® CSA B125.1, ASME A112.18.1 and all applicable requirements referenced therein including NSF61/9
- Complies with California Proposition 65 and with the Federal Safe Drinking Water Act
- **ADA**  for lever handle

WARRANTY

- Lifetime limited warranty against leaks, drips and finish defects to the original consumer purchaser
- 5 year warranty if used in commercial installations



CHATEAU® Single-Handle Lavatory Faucet

with Metal Waste Assembly
Models: L4621 series

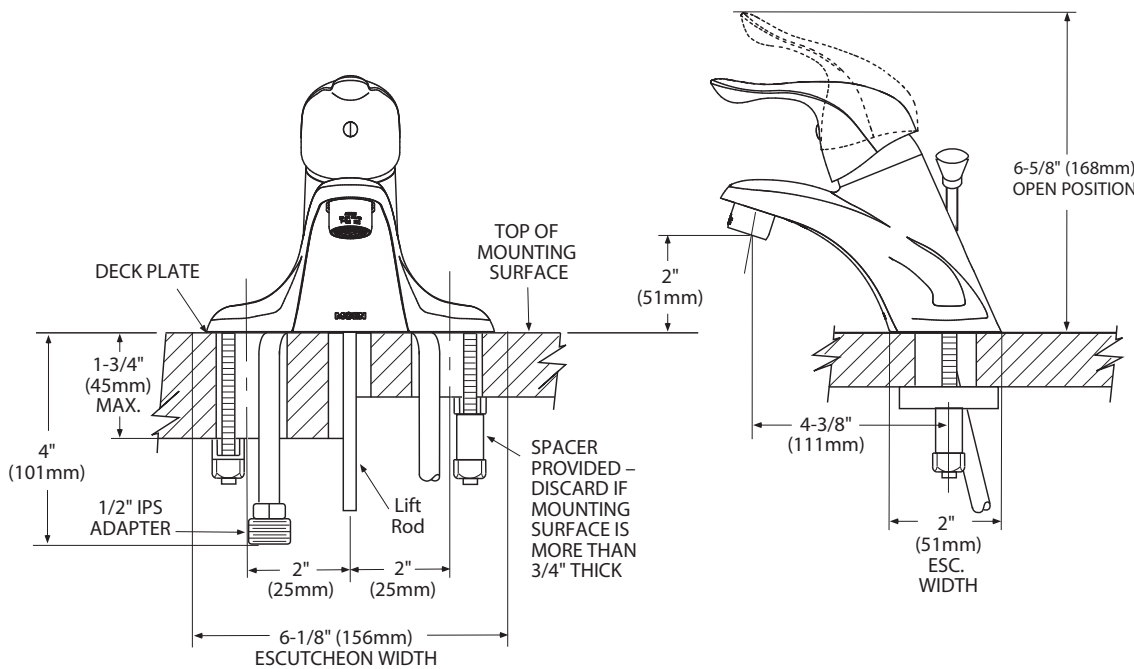
Bulk Pack Models (12 Per Carton):
L64620 series

with 50/50 Waste Assembly
Bulk Pack Model (12 Per Carton): L64621 series

Less Waste
Model: L4601 series

Bulk Pack Model (12 Per Carton):
L64601 series

NOTE: THIS FAUCET IS DESIGNED TO BE
INSTALLED THRU 3-1" DIA. HOLES, 2" ON CENTER



CRITICAL DIMENSIONS

(DO NOT SCALE)