

**LAUNDRY SINK FAUCET
K-15271**

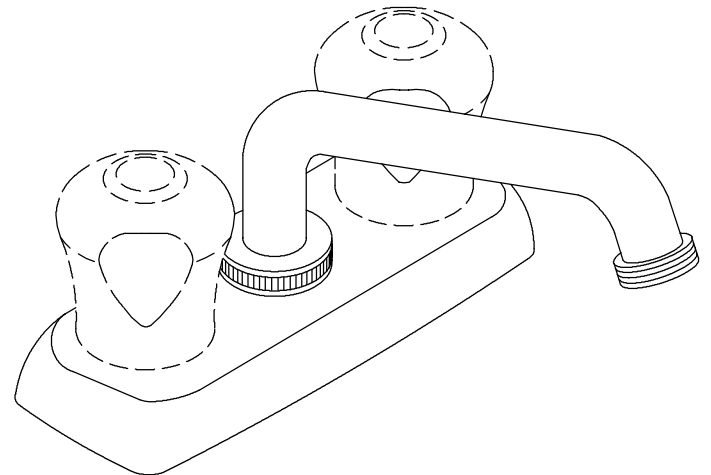
FEATURES

- Metal construction
- For 4" (10.2cm) centers
- Reversible quarter-turn washerless ceramic disc valves
- 6" (15.2cm) threaded swing spout
- Available with sculptured acrylic, blade or lever handles

CODES/STANDARDS APPLICABLE

Specified model meets or exceeds the following:




- ASME A112.18.1
- CSA B125



COLORS/FINISHES

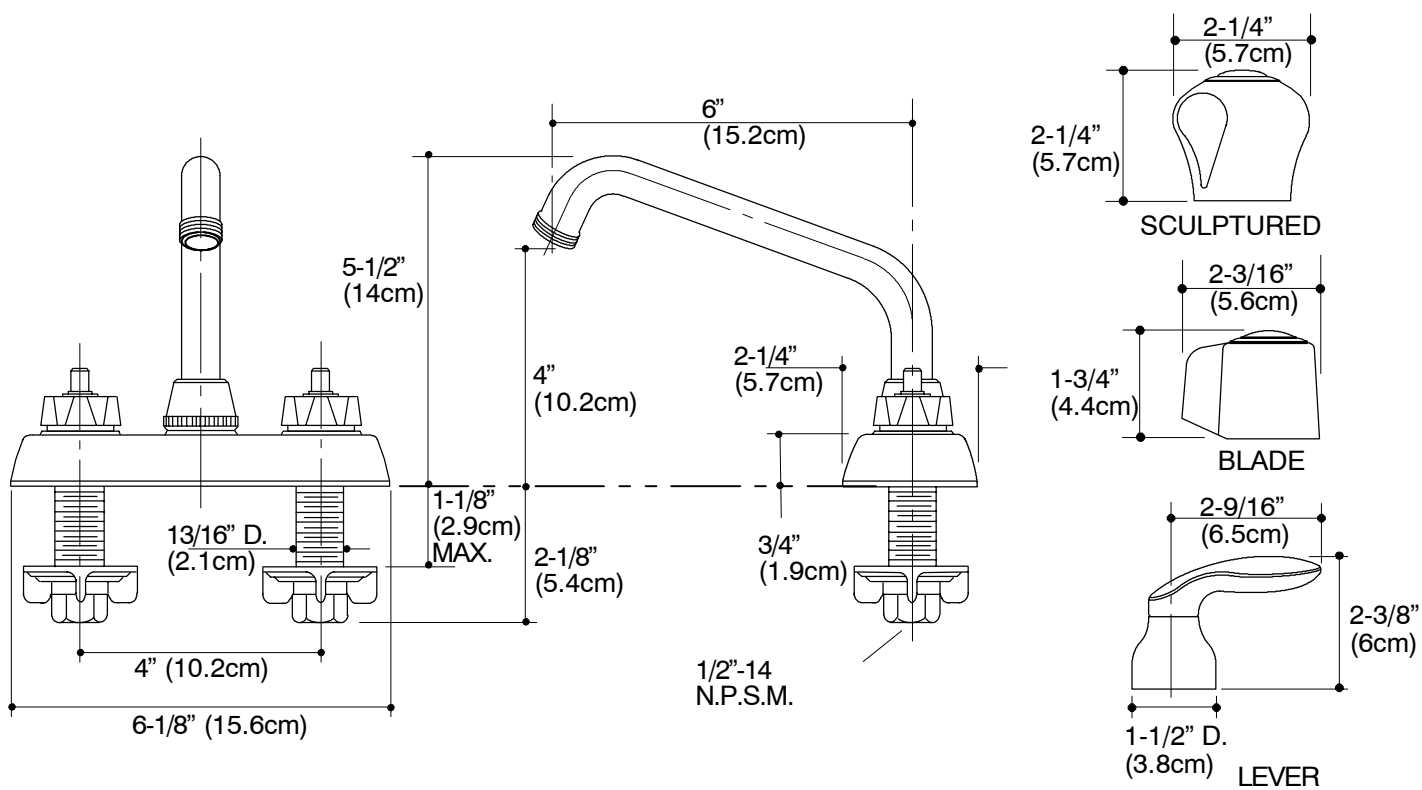
- CP Polished Chrome

SPECIFIED MODEL:

Model	Description	 <input type="checkbox"/> CP	 <input type="checkbox"/> CP ADA	 <input type="checkbox"/> CP ADA
K-15271	With Sculptured Acrylic Handles	<input type="checkbox"/> CP		
K-15271-B	With Blade Handles		<input type="checkbox"/> CP	
K-15271-4	With Lever Handles			<input type="checkbox"/> CP

PRODUCT SPECIFICATION:

Two-handle centerset laundry sink faucet shall be of metal construction. Faucet shall feature reversible quarter-turn washerless ceramic disc valves, assuring positive handle stop positioning. Product shall include 4" (10.2cm) centers, 6" (15.2cm) threaded swing spout, and sculptured acrylic, blade, or lever handles. Faucet shall be Kohler Model K-15271-____-CP.



PRODUCT DIAGRAM