

**KITCHEN SINK FAUCET  
K-158**


**FEATURES**

- Brass construction
- For 8" (20.3cm) centers
- Brass valve bodies
- Quarter-turn washerless ceramic disc valves
- 8-5/8" (21.9cm) swing spout
- 2.2 gallons (8.3L) per minute
- Available with six-prong or lever handles
- Handspray
- Flexible connections

**CODES/STANDARDS APPLICABLE**

Specified model meets or exceeds the following:



- ASME/ANSI A112.18.1M
- ANSI/ASSE 1014
- CSA B125
- Energy Policy Act of 1992
- NSF 61

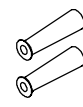


**COLORS/FINISHES**

- CP Polished Chrome
- BN Brushed Nickel

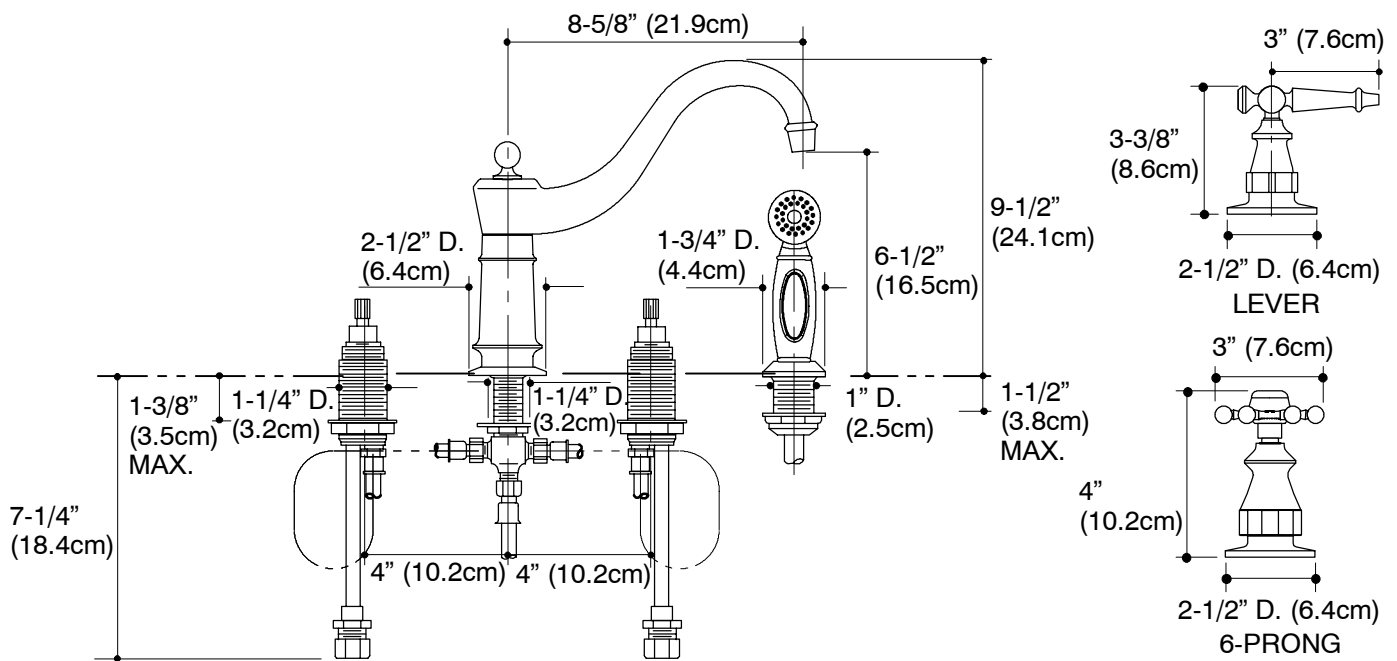
**SPECIFIED MODEL:**

Model	Description		 ADA
K-158-3	With six-prong handles	<input type="checkbox"/> CP <input type="checkbox"/> BN	
K-158-4	With lever handles		<input type="checkbox"/> CP <input type="checkbox"/> BN

Optional Accessories		
K-9637	Small lever inserts, pair	<input type="checkbox"/> CP <input type="checkbox"/> BN
K-9657	Small lever inserts, pair	<input type="checkbox"/> Other _____

**PRODUCT SPECIFICATION:**

Two-handle kitchen sink faucet shall be of brass construction. Faucet shall feature brass valve bodies. Faucet shall feature quarter-turn washerless ceramic disc valves, assuring positive handle stop positioning. Product shall include 8" (20.3cm) centers, 8-5/8" (21.9cm) swing spout, six-prong or lever handles, handspray, and flexible connections. Faucet shall be Kohler Model K-158-\_\_\_\_\_-\_\_\_\_\_.



## PRODUCT DIAGRAM