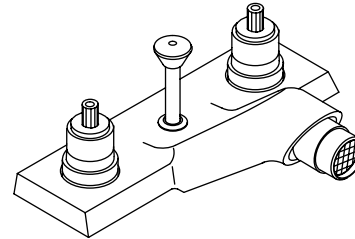


**BIDET BASE FAUCET  
K-9279-K**

**Features**

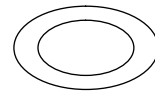
- Pop-up drain with lift rod and tailpiece
- Brass construction
- Brass valve bodies
- Quarter-turn washerless ceramic disc valves
- Variety of handle style options
- For 4" (10.2 cm) centers
- Swivel spray spout



**Codes/Standards Applicable**

Specified model meets or exceeds the following:





- CSA B125
- ASME A112.18.1
- ADA



**Colors/Finishes**

- CP: Polished Chrome

**Specified Model**

Model	Description	Colors/Finishes			
K-9279-K	Triton™ bidet base faucet	<input type="checkbox"/> CP			
<b>Required Accessories (Includes Two Handles)</b>			 ADA	 ADA	 ADA
K-16010-2	Triton™ standard handles	<input type="checkbox"/> CP			
K-16010-3	Triton™ cross handles			<input type="checkbox"/> CP	
K-16010-4	Triton™ lever handles				<input type="checkbox"/> CP
K-16010-5	Triton™ wristblade lever handles				<input type="checkbox"/> CP

**Product Specification**

The two-handle centerset bidet base faucet shall be of brass construction with brass valve bodies. Faucet shall feature quarter-turn washerless ceramic disc valves, assuring positive handle stop positioning. Product shall include 4" (10.2 cm) centers, swivel spray spout, and pop-up drain with lift rod and tailpiece. Base faucet shall be Kohler Model K-9279-K-CP and handles shall be Kohler Model K-16010-\_\_\_\_\_-CP.

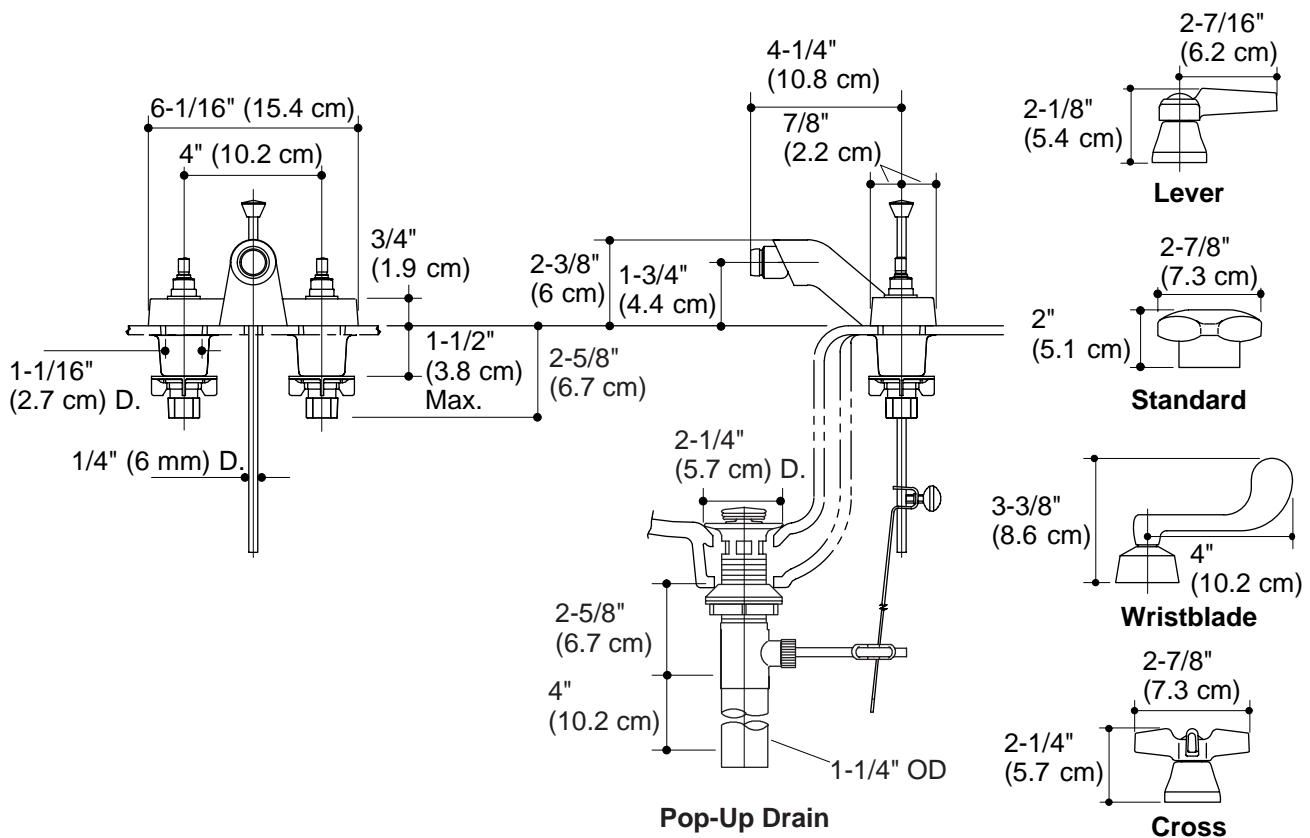
# TRITON™

## Technical Information

Applicable faucet:	
Base faucet with pop-up drain*	K-9279-K
Applicable Triton handles:	
Standard handles	K-16010-2
Cross handles	K-16010-3
Lever handles	K-16010-4
Wristblade lever handles	K-16010-5
* Handles must be ordered to complete the faucet.	
Cross and lever handles are ADA compliant.	<b>ADA</b>

## Installation Notes

Install this product according to the installation guide.



## Product Diagram