

### Features

- 24-inch minimum base cabinet width.
- KOHLER cast iron.
- Acid-resistant enamel finish.
- Single bowl.
- Top-mount.
- Three faucet holes.
- 21" (533 mm) x 22" (559 mm)

### Recommended Accessories

K-9000 P-Trap

### Optional Accessories

K-8801 Sink Strainer



### Codes/Standards
















ASME A112.19.1/CSA B45.2

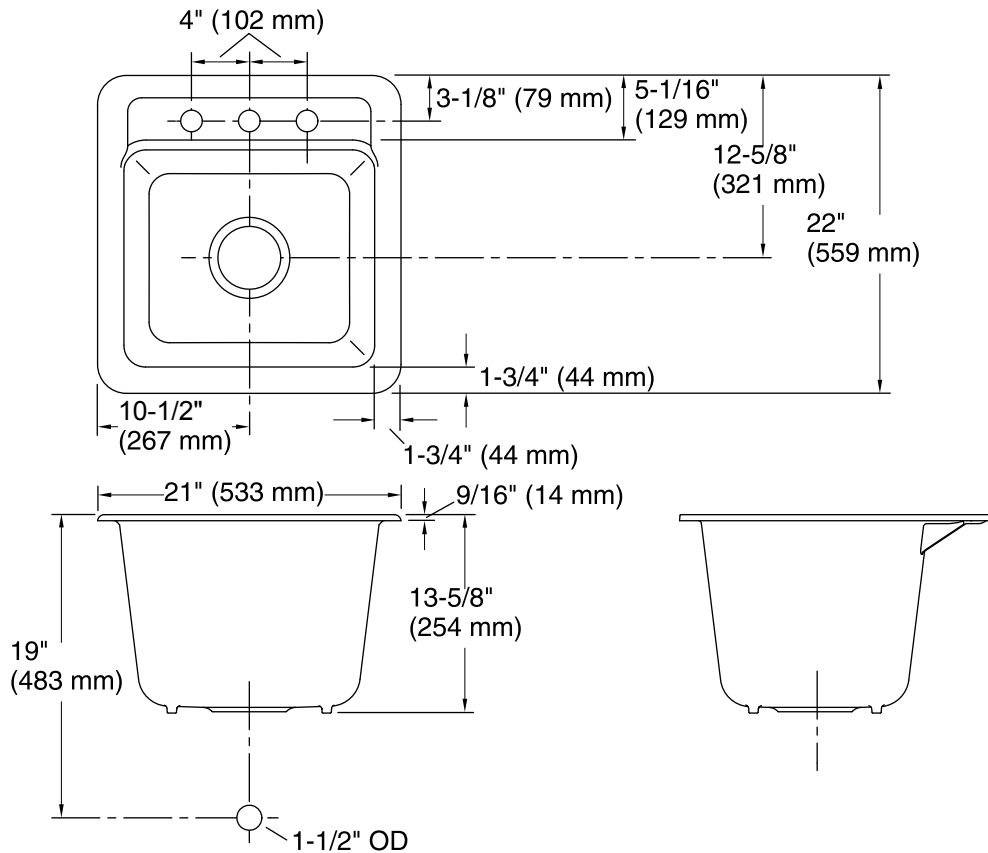
### KOHLER® Enameled Cast Iron Kitchen Sink - Lifetime Limited Warranty

See website for detailed warranty information.

### Available Color/Finishes

*Color tiles intended for reference only.*

Color	Code	Description
	0	White
	FF	Sea Salt™
	96	Biscuit
	47	Almond
	FD	Cane Sugar™
	NY	Dune
	95	Ice™ Grey
	G9	Sandbar
	33	Mexican Sand™
	K4	Cashmere
	FT	Basalt
	58	Thunder™ Grey
	KA	Black 'n Tan
	FP	Caviar
	7	Black Black™



### Technical Information

All product dimensions are nominal.

Bowl configuration:	Single
Installation:	Top-mount
Bowl area	Length: 17-1/2" (445 mm) Width: 15-1/4" (387 mm) Water depth: 12-1/2" (318 mm)
Number of deck holes:	3
Faucet hole(s):	1-3/8" (35 mm)
Drain hole:	3-5/8" (92 mm)
Template:	Top-mount, 1079985-7, required, included

### Notes

Install this product according to the installation guide.