

Features

- Metal construction
- Includes installation hardware
- Complements the Finial Traditional faucet line

Codes/Standards Applicable

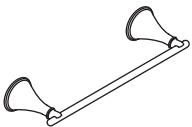





Specified model meets or exceeds the following:

- None applicable

Colors/Finishes

- CP: Polished Chrome
- Other: Refer to Price Book for additional colors/finishes

Specified Model

Model/Description		Model/Description	
K-360 Traditional 24" (610 mm) towel bar <input type="checkbox"/> CP <input type="checkbox"/> Other_____		K-363 Traditional towel ring <input type="checkbox"/> CP <input type="checkbox"/> Other_____	
K-361 Traditional horizontal tissue holder <input type="checkbox"/> CP <input type="checkbox"/> Other_____		K-364 Traditional robe hook <input type="checkbox"/> CP <input type="checkbox"/> Other_____	
K-362 Traditional soap dish <input type="checkbox"/> CP <input type="checkbox"/> Other_____		K-365 Traditional 18" (457 mm) glass shelf <input type="checkbox"/> CP <input type="checkbox"/> Other_____	

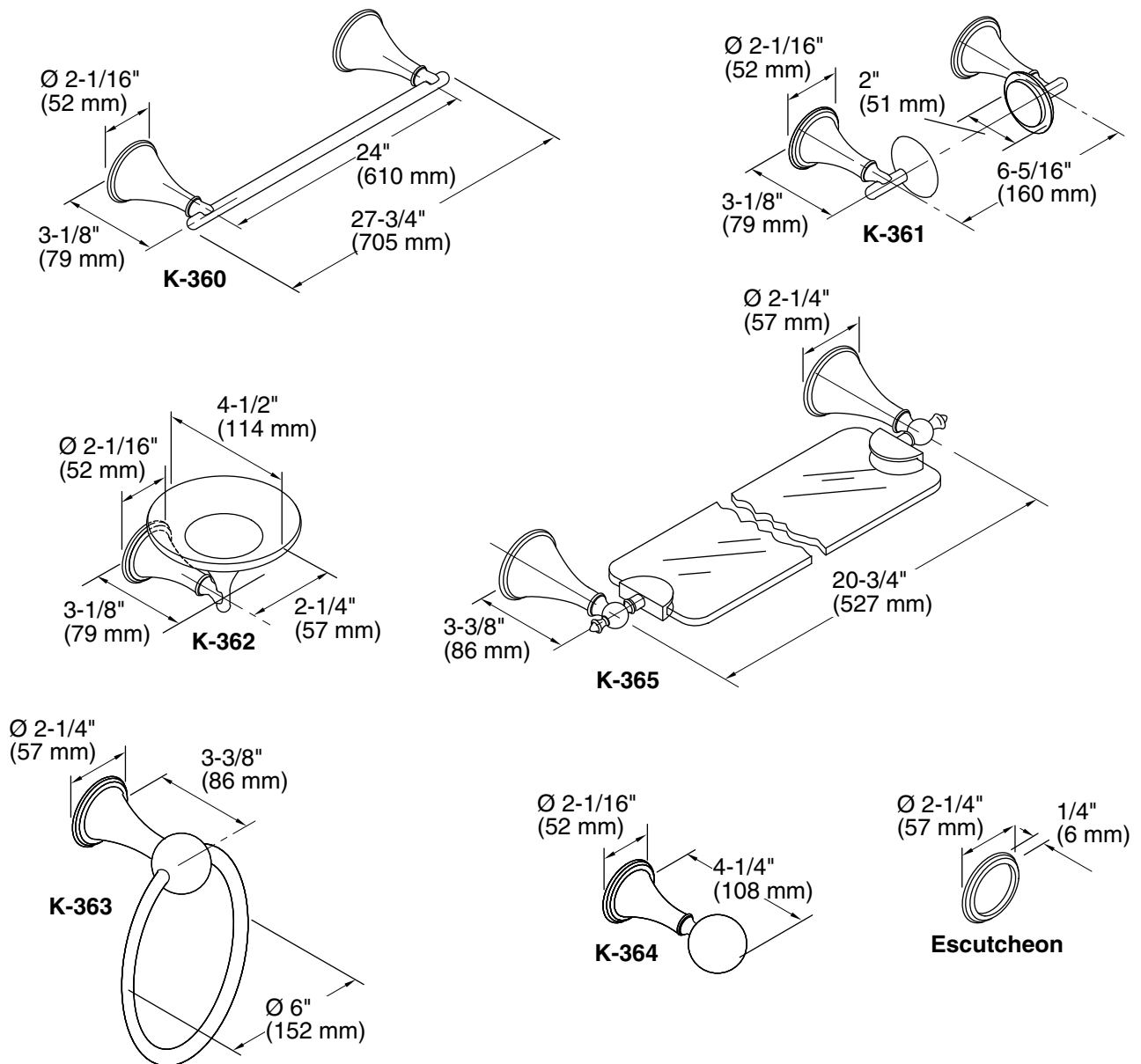
Product Specification

The accessories shall be of metal construction. Accessories shall include installation hardware. Accessories shall complement the Finial Traditional faucet line. Accessories shall be Kohler Model K-____-____.

FINIAL® TRADITIONAL

Installation Notes

Install this product according to the installation guide.



Product Diagram