
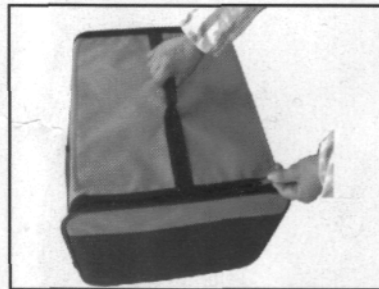




PORTABLE PET HOME



1. Take out the crate from the carry bag.
2. Pull up the other side.
3. Straighten the crate and keep the surface fair.
4. Pull out the two windows which are folded into the crate.
5. Do zip up between the windows and crate edge. When the crate is stable, assembly is finished.

Products Description

1. Suitable for dogs and cats.
2. Suitable for indoor and outdoor use, for travel and training.
3. Easy to use. No tools needed.
4. Portable with easy carry handles.
5. Super heavy duty construction.
6. Made of tough and water proof fabric, removable and washable cover & bed.
7. Round corners can make the product be used for long time.



1. Please remove all collars and leashes before allowing pet to enter cage.
2. Do not use the crate handle for carrying when the pet is inside.
3. Do not sit on the assembled crate or rest any heavy object on it.



Caution:

Use common sense in terms of your pet's safety and well being. Never leave your pet in the crate in full sun or for extended periods of time. Make sure to provide adequate ventilation and water. Not intended for airline use.

