

BOBI - The mailbox that is beautiful and practical.



bobi

bobi



bobi

The mailbox that is beautiful and practical

Bobi - a family of mailboxes designed to look great in all home applications. All engineered to hold a large capacity of mail with a secure lock for peace of mind.

With USPS Approval you can choose the Bobi Mailbox that fits your particular needs with confidence.

USPS approved

Bobi mailboxes (except Bobi Jumbo) are approved for limited service curbside delivery by United States Postal Service. (USPS-STD-7B).

US Design Patent

US Design Patent (US D546,025 S)

Durable steel construction

Bobi mailboxes are made of stainless steel or zincplated steel covered with a polyester coating. The steel is 20 Gauge (1 mm) thick with double layers at the corners for superior strength.



Cylinder lock

A cylinder lock secures the access door. 3 keys included. Extra keys; duplicates or replacements available.



More than just Curb Appeal.

The Southern Oaks Home Association in California was the first community in the USA to choose Bobi for all the homes in the association.

By selecting Bobi the community upgraded all 340 homes to a great looking and secure mailbox that met all USPS Approvals for curbside delivery as well as all ADA sidewalk requirements.

Call our office today and see how a Bobi can make a difference for the homeowners in your Home Association.



bobi

The mailbox that is beautiful and practical



Our #1 Best seller

BOBI CLASSIC

Our original model BOBI CLASSIC is perfect for all homeowner installation options including curbside installations.

The 10" wide incoming mail slot easily accepts large envelopes and magazines, and will hold a week's worth of mail.



Measurements: Width: 12.5" / Height: 19.7" / Depth: 8.3"

Mailslot: 2" x 10.25"

Standard colors: Colors according to RAL color chart



Red 3001



Grey 7016*



Brown 8017



Black 9005



White 9016



Stainless Steel

*Body colored, mailslot stainless steel

Access door at the back

BOBI CLASSIC B

BOBI CLASSIC B has the same capacity as usual BOBI CLASSIC but has the access door at the back.

The door at the back makes it possible to get your mail without going into the street if you have a curbside installation.



Also great if installed on a fence making it easy for you or your children to access the mail safely from behind.



Measurements: Width: 12.5" / Height: 19.7" / Depth: 8.3"

Mailslot: 2" x 10.25"

Standard colors: Colors according to RAL color chart



Black 9005



White 9016



Stainless Steel



bobi

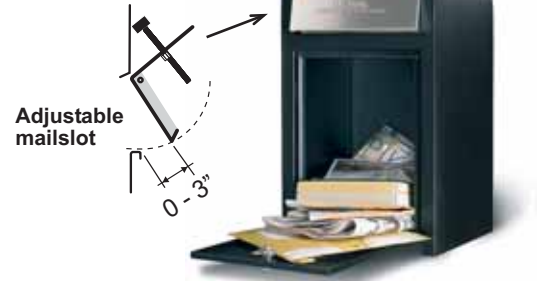
The mailbox that is beautiful and practical



Larger capacity mailbox BOBI GRANDE

Large inward opening and adjustable (0 - 3") stainless steel mailslot for mail, magazines and small packages.

BOBI GRANDE easily can hold multiple weeks of mail as most mail will fall flat to the bottom.



Measurements: Width: 12.5" / Height: 23.5" / Depth: 10.5"

Mailslot: 0-3" (adjustable) x 10.25"

Standard colors: Body colors according to RAL color chart, mailslot always stainless steel



Grey 7016

Black 9005

White 9016

Stainless Steel

Structured finish



Access door at the back BOBI GRANDE B

BOBI GRANDE B has the same great details as usual BOBI GRANDE but has the access door at the back.

The access door at the back makes it possible to get your mail without going into the street if you have a curbside installation.



Measurements: Width: 12.5" / Height: 23.5" / Depth: 10.5"

Mailslot: 0-3" (adjustable) x 10.25"

Standard colors: Body colors according to RAL color chart, mailslot always stainless steel



Black 9005

Stainless Steel

Structured finish



bobi

The mailbox that is beautiful and practical



Slim design for daily mail!

BOBI GRANDE S

BOBI GRANDE S is truly a slim line mailbox - yet it is approved by the USPS for curbside delivery. It is also a perfect solution for installation near the front door where storage capacity is not as important as the slim profile.



Measurements: Width: 12.5" / Height: 23.5" / Depth: 6"

Mailslot: 0-3" (adjustable) x 10.25"

Standard colors: Body colors according to RAL color chart, mailslot always stainless steel



Red 3001



Grey 7016



Black 9005

Structured finish



White 9016



Stainless Steel



XXXL size!

BOBI JUMBO

Our BIGGEST model BOBI JUMBO is made for home and business applications that receive a very large amount of mail. The 13.8" depth allows mail, express packages, magazines and small parcels to drop flat to the bottom. BOBI JUMBO will easily hold a month's worth of mail and more.

Please note the Bobi Jumbo is currently not approved by USPS for curbside applications.

Please consult with your local USPS Post Office mail supervisor regards using Bobi Jumbo at your home or office.



Measurements: Width: 12.5" / Height: 31.5" / Depth: 13.8"

Mailslot: 0-3" (adjustable) x 10.25"

Standard colors: Body colors according to RAL color chart, mailslot always stainless steel



Grey 7016



Black 9005

Structured finish



bobi

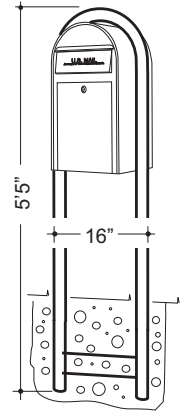
The mailbox that is beautiful and practical



A matching mounting stand BOBI ROUND

If you need the mailbox to be freestanding we offer a BOBI ROUND stand to match all BOBI mailboxes.

It is made of one solid piece of 1.5" steeltube and is ready to be installed into the ground right out of the box.



Measurements: Height: 5'5" / Width 16" / Tube diameter 1.5"
Standard colors: Colors according to RAL color chart



Extra keys or no keys at all?

3 keys are included as standard. However, if you need extra keys, duplicates or replacements, no worries. You can order them directly from us.

If you prefer to have an unlocked mailbox the lock can easily be changed to thumb latch.

Order forms for extra keys and thumb latch available at www.bobi.com



Easy to install

Bobi mailboxes are easily installed and they can be mounted to a wall, fence or into the ground.

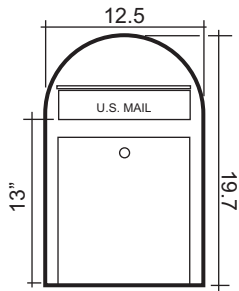
At our homepage www.bobi.com you will find detailed instructions for installing Bobi mailboxes to the wall or into the ground with a matching mailbox stand.



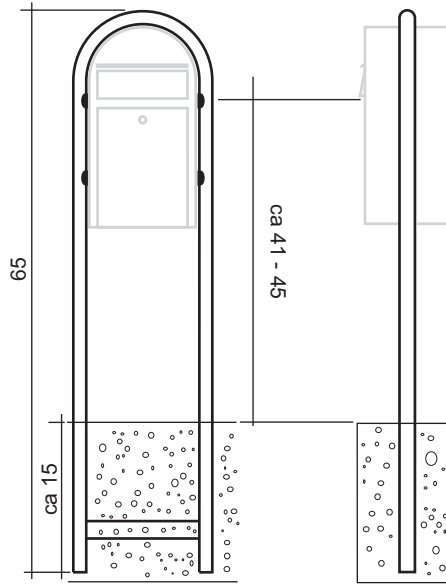

bobi

The mailbox that is beautiful and practical

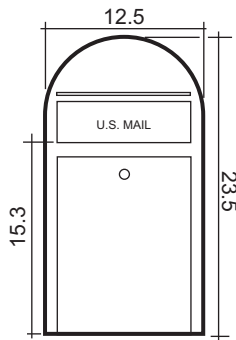
Measurements



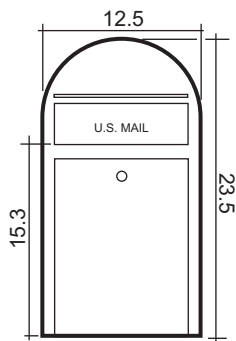

BOBI CLASSIC



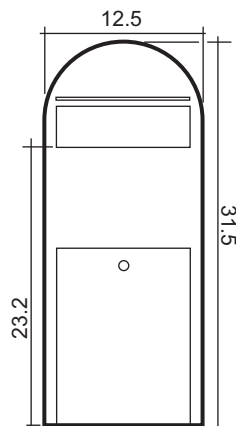

BOBI ROUND




BOBI GRANDE



BOBI GRANDE S



BOBI JUMBO



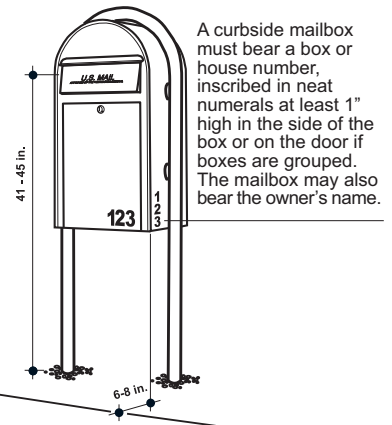
Keep in mind USPS regulations

Post Office requirements for installation of Bobi mailbox for homeowners with curbside delivery.

Mailbox must be placed on the righthand side of the road in the direction of travel of the carrier.

The mailbox must be placed to conform with state laws and highway regulations, and must be accessible to the carriers without leaving their vehicles.

Contact your local post office before installing the mailbox to ensure its correct placement and height at the street.



Ready for Bobi?

BOBI USA

C/O BRIDGEFORD LIMITED

32 Hillcrest Avenue
Collingswood, NJ 08108-1315 USA

Phone 856-858-3629

Email jvbridgeford@att.net

www.bobi.com



bobi

More than just curb appeal.



BOBI USA

C/O BRIDGEFORD LIMITED
32 Hillcrest Avenue
Collingswood, NJ 08108-1315 USA
Phone 856-858-3629
Email jvbridgeford@att.net
www.bobi.com