

IMPORTANT SAFETY INSTRUCTIONS

When using an electrical appliance, basic precautions should always be followed, including the following: Read all instructions before using this appliance.

DANGER—

To reduce the risk of electric shock:

- 1) Always unplug this appliance from the electrical outlet immediately after using and before cleaning.
- 2) Do not reach for an appliance that has fallen into water. Unplug immediately.
- 3) Do not use while bathing or in a shower.
- 4) Do not place or store appliance where it can fall or be pulled into a tub or sink. Do not place or drop into water or other liquid.

WARNING—

To reduce the risk of burns, fire, electric shock, or injury to persons:

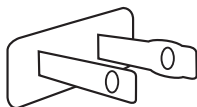
- 1) An appliance should never be left unattended when plugged in. Unplug from outlet when not in use, and before putting on or taking off parts.
- 2) Do not operate under blanket or pillow. Excessive heating can occur and cause fire, electric shock, or injury to persons.
- 3) This appliance should not be used by, on, or near children, or individuals with certain disabilities.
- 4) Use this appliance only for its intended use as described in this manual. Do not use attachments not recommended by Conair.
- 5) Never operate this appliance if it has a damaged cord or plug, if it is not working properly, or if it has been dropped or damaged, or dropped into water. Return the appliance to a Conair Service Center for examination and repair.
- 6) Do not carry this appliance by supply cord or use cord as a handle.
- 7) Keep the cord away from heated surfaces.
- 8) Never operate the appliance with the air openings blocked. Keep the air openings free of lint, hair and other debris.
- 9) Never drop or insert any object into any opening.
- 10) To disconnect, turn all controls to the OFF position, then remove plug from the outlet.
- 11) Do not use outdoors.
- 12) Do not operate where aerosol (spray) products are being used or where oxygen is being administered.
- 13) Do not attempt to plug or unplug unit while feet are in the water.

- 14) Do not stand on or in the foot massager. Use only while seated. Place feet in massager and remove feet from massager only while in a seated position.
- 15) Never operate on a soft surface, such as a bed or couch, where air openings may be blocked.
- 16) Use heated surface carefully. May cause serious burns. Do not use on sensitive skin areas or in the presence of poor circulation. The unattended use of heat by children or incapacitated persons may be dangerous.
- 17) To prevent scalding, never add boiling or steaming water to the foot spa.
- 18) This appliance is designed for household use only.

OPERATING INSTRUCTIONS

To reduce the risk of electric shock, this appliance has a polarized plug (one blade is wider than the other). This plug will fit in a polarized outlet only one way. If the plug does not fit fully in the outlet, reverse the plug. If it still does not fit, contact a qualified electrician to install the proper outlet. Do not change the plug in any way.

This appliance has a polarized plug (one blade is wider than the other). As a safety feature, this plug will fit in a polarized outlet only one way. If the plug does not fit fully in the outlet, reverse the plug. If it still does not fit, contact a qualified electrician. Do not attempt to defeat this safety feature.



This unit has a two-wire double-insulated polarized plug.

CAUTIONS:

- 1) Consult your doctor before using in case of illness or medical condition, including but not limited to pacemaker use, pregnancy, cancer, infection, fracture or persistent pain.
- 2) Do not use on any unexplained pain or swollen muscles, or following a serious injury, before consulting your physician.
- 3) Do not use if you have any of the following conditions: diabetes, tuberculosis, benign or malignant tumors, phlebitis or thrombosis, hemorrhages, open or fresh wounds, ulcerated sores, varicose veins, poor circulation or bruised, discolored, burned, broken, swollen or inflamed skin.
- 4) This product should not be used by any individual suffering from a condition that limits or altogether inhibits the user's capacity to feel or have sensation in any part of the body.

- 5) If you experience pain in a muscle or joint for a prolonged period of time, discontinue use and consult your doctor. Persistent pain could be a symptom of a more serious condition.
- 6) Use of this product should be pleasant and comfortable. Should pain or discomfort result, discontinue use and consult your physician.
- 7) Never use while sleeping or drowsy.
- 8) Ensure that your hands are dry when operating the controls or removing the plug.
- 9) Do not use while bathing or showering. Use only in a dry area.
- 10) Always unplug the unit from the electrical outlet immediately after using and before cleaning.
- 11) Keep out of reach of children.

USER/MAINTENANCE INSTRUCTIONS

- 1) Make sure foot bath is unplugged and is in the OFF position.
- 2) When transporting foot bath, position hands on opposite sides of foot bath for most secure grip.
- 3) Place foot spa on floor, fill foot bath with warm or cold water, and plug into wall outlet. Never plug or unplug the foot bath while your feet are in water.
- 4) The heat setting is designed to maintain the temperature of warm water, not to heat water.
- 5) Sit in a chair and place your feet in the water. Never stand in foot bath.
- 6) Select foot bath feature by pushing on/off button for bubbles and heat.
- 7) Choose one of the 3 attachments and place on post in the center of the foot bath. Place foot on attachment and apply pressure. Move your foot around for more pressure and treatment.
- 8) To clean foot spa, rinse with water. (Never submerge unit in water.) Wipe with damp cloth. Do not use any strong chemical cleaners such as benzine.
- 9) Fill foot bath with warm or cold water to the level indicator "Max." Do not fill above water-level indicator. Never overfill.
- 10) Pour water out of the foot bath from the side opposite the line cord only.
- 11) Do not hang unit from power cord.
- 12) Store unit in its box or in a clean, dry place. Wrap power cord loosely around tub feet.

SAVE THESE INSTRUCTIONS

SERVICING OF DOUBLE-INSULATED PRODUCTS

In a double-insulated product, two systems of insulation are provided instead of grounding. No grounding means is provided on a double-insulated product, nor should a means for grounding be added to the product.

Servicing a double-insulated product requires extreme care and knowledge of the system, and should be done only by qualified service personnel. Replacement parts for a double-insulated product must be identical to the parts they replace. A double-insulated product is marked with the words "DOUBLE INSULATION" or "DOUBLE INSULATED." This symbol (square with a square) may also be marked on the product.



FEATURES

- 1) 1 push button to control bubbles and heat
- 2) 2 bubble strips generate aerating bubbles
- 3) 3 attachments
 - soft touch massager
 - arch massager
 - all-purpose massager
- 4) translucent splash cover
- 5) nonslip feet
- 6) line cord wrap

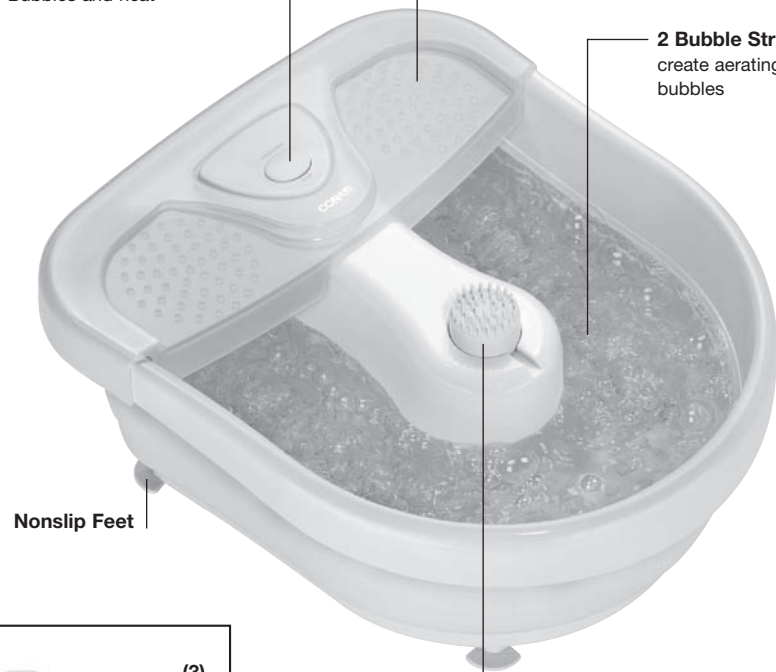
RECOMMENDED MASSAGING TIMES

Generally, massage should not last longer than 10 to 15 minutes. Treatment may be applied once or twice daily as desired. Allow unit to cool before using again. As a person's metabolism varies, so does his or her response to massage. You will soon adjust your massage time to suit your needs and personal comfort. If you have any concerns regarding use, we recommend you consult your physician.


Spa Setting Button Controls
Bubbles and heat

Attractive Translucent Splashguard

2 Bubble Strips
create aerating bubbles



Nonslip Feet



3 Interchangeable Attachments

1. Arch massager
2. All-purpose massager
3. Soft touch massager

LIMITED ONE YEAR WARRANTY

Conair will repair or replace (at our option) your unit free of charge for 12 months from the date of purchase if the appliance is defective in workmanship or materials.

To obtain service under this warranty, return the defective product to the service center listed below, together with your purchase and \$5.00 for postage and handling. California residents need only provide proof of purchase and should call 1-800-326-6247 for shipping instructions. In the absence of a purchase receipt, the warranty period will be 12 months from the date of manufacture.

ANY IMPLIED WARRANTIES, OBLIGATIONS OR LIABILITIES, INCLUDING BUT NOT LIMITED TO THE IMPLIED WARRANTY OF MERCHANTABILITY AND FITNESS FOR A PARTICULAR PURPOSE, SHALL BE LIMITED IN DURATION TO THE 12 MONTH DURATION OF THIS WARRANTY. Some states do not allow limitations on how long an implied warranty lasts, so the above limitations may not apply to you.

IN NO EVENT SHALL CONAIR BE LIABLE FOR ANY SPECIAL, INCIDENTAL, OR CONSEQUENTIAL DAMAGES FOR BREACH OF THIS OR ANY OTHER WARRANTY, EXPRESS OR IMPLIED, WHATSOEVER. Some states do not allow the exclusion or limitation of special, incidental or consequential damages, so the above limitation may not apply to you.

This warranty gives you specific legal rights, and you may also have other rights which vary from state to state.

Service Center

Conair Corporation
Service Department
7475 North Glen Harbor Blvd.
Glendale, AZ 85307



Visit us on the web at: www.conair.com
©2008 Conair Corporation
East Windsor, NJ 08520, Glendale, AZ 85307

IB-8112

FB27R
07PS109

CONAIR®



relaxing spa
foot bath

INSTRUCTION BOOKLET FOR MODEL FB27R

For your safety and continued enjoyment of this product, always read the instruction book carefully before using.