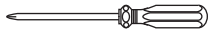


SUGGESTED TOOLS AND MATERIALS



Philips Screwdriver



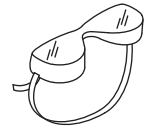
Level



Drill



Tape Measure



Safety Glasses

PARTS / HARDWARE INCLUDED



200001

4x

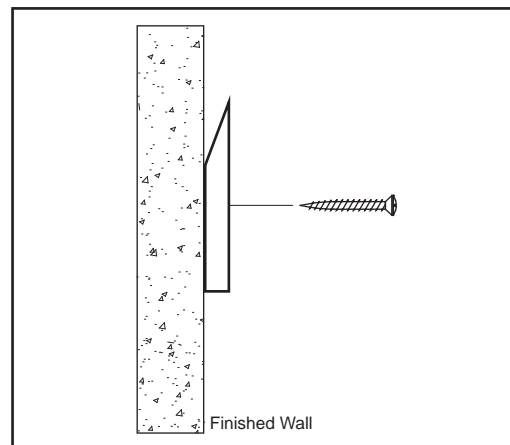
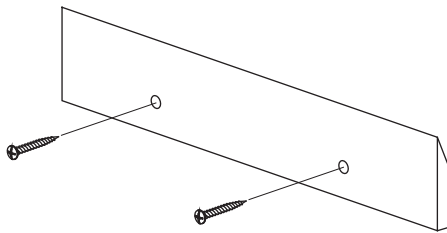


115010

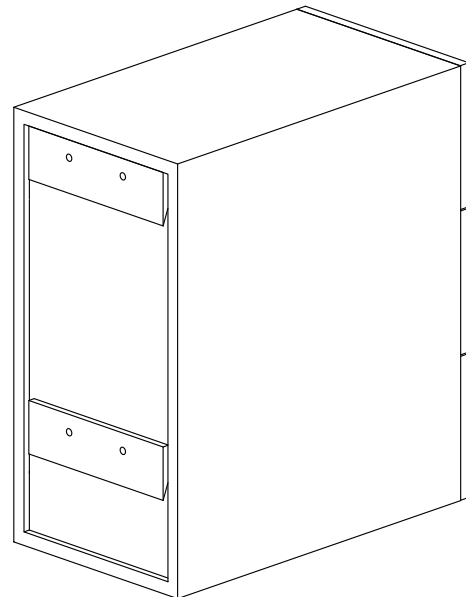
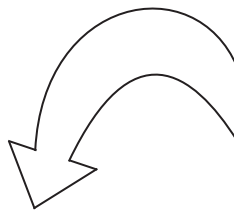
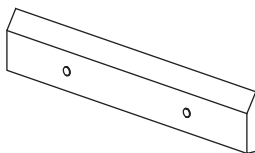
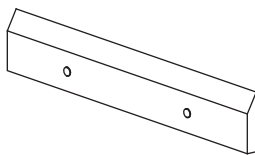
4x

MIRROR INSTALLATION

1



2



CARE AND CLEANING OF VANITY

Dust the vanity frequently with a clean, soft, dry, lint-free cloth, as well as polish it on a regular basis. Clean the surface by rubbing in the direction of the grain. Avoid using silicone cleaners and waxes.

Clean up excess water and spills immediately. Use blotting rather than a wiping action. Water left over a long period of time will cause white spots in the finish. Please note that some chemicals may damage the finish.