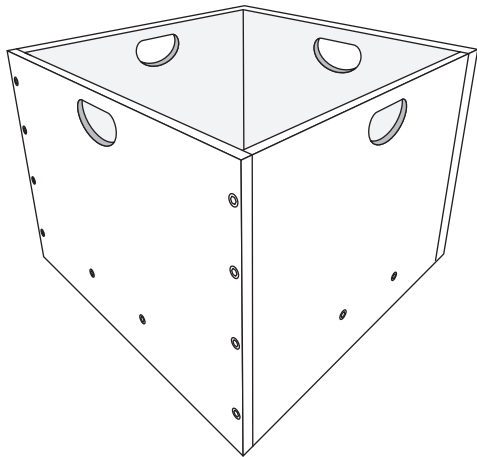


4-Sided Mobile Hardwood Block Tub Model # ELR-0341



BEFORE ASSEMBLING, MAKE SURE THERE
ARE NO MISSING PARTS.

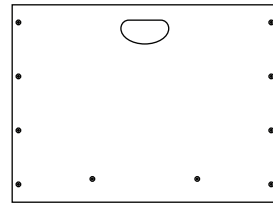
WARNING:

Adult Assembly Required

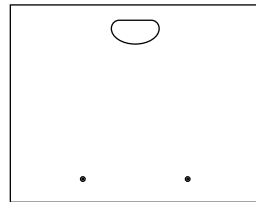
- Contains small parts, sharp points and edges.
- Do not stand, sit, kneel, climb, lean or pull on unit for support.
- Never leave children unattended.
- Do not place unit near high heat or moisture.
- Adult supervision recommended.

Parts List

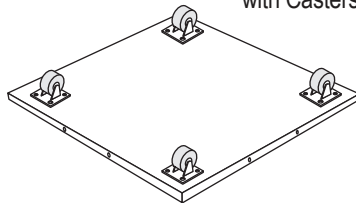
A 2 Long Sides



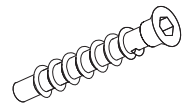
B 2 Short Sides



C 1 Bottom Panel with Casters



D 24 Hex Head Screws



E 1 Hex Wrench



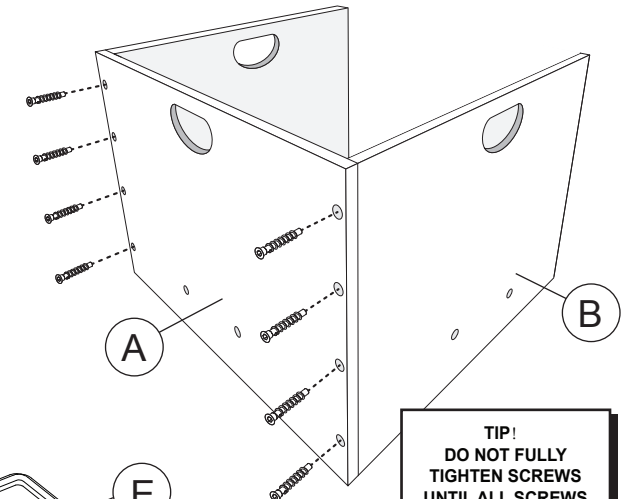
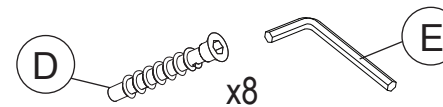
1 Assemble the Side Panels

Assemble one **Long Side (A)** to the **Short Sides (B)** using the **Hex Head Screws (D)** with the **Hex Wrench (E)**.

NOTE: Handles should be at the top, **WITH THE CHAMFER SCREW HOLES FACING OUT.**

Do not fully tighten the screws, final tightening will occur once the unit is fully assembled.

Do not use power tools, overtightening screws will strip out the pilot holes.

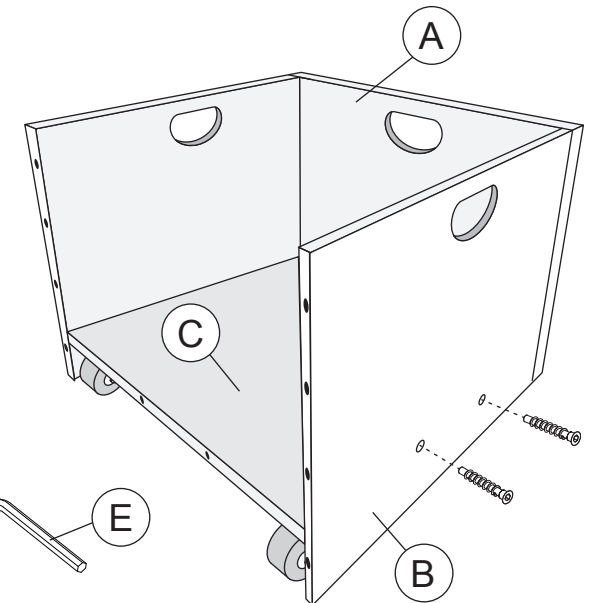
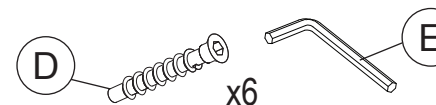


TIP!
DO NOT FULLY
TIGHTEN SCREWS
UNTIL ALL SCREWS
HAVE BEEN LOOSELY
POSITIONED.

2 Install the Bottom

Place the loosely assembled side panels over the **Bottom Panel (C)**. Align the holes in the bottom panel with the corresponding holes on the side panels, assemble using the **Hex Head Screws (D)** with the **Hex Wrench (E)** on the three sides.

Do not fully tighten the screws, final tightening will occur once the unit is fully assembled.

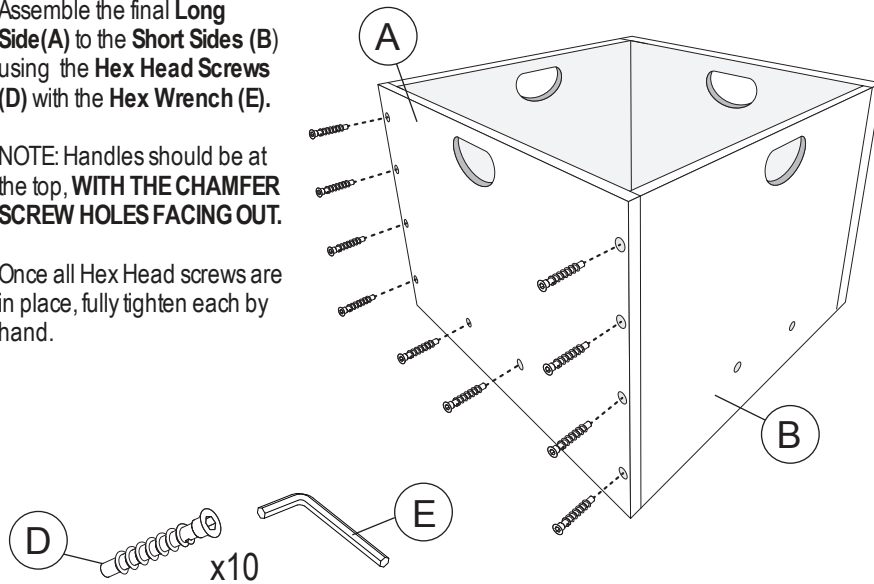


3 Install Final Side Panel

Assemble the final Long Side(A) to the Short Sides (B) using the Hex Head Screws (D) with the Hex Wrench (E).

NOTE: Handles should be at the top, **WITH THE CHAMFER SCREW HOLES FACING OUT.**

Once all Hex Head screws are in place, fully tighten each by hand.



Early Childhood
RESOURCES

We appreciate your purchase of the 4-Sided Mobile Hardwood Block Tub. Early Childhood Resources has made every effort to supply a quality product, that with proper use and care, will bring you many years of trouble free use!



"Early Childhood Resources® guarantees the quality of all of our products. You can trust the quality and safety of our furniture and materials, along with the peace of mind that our products are made to last. If for any reason, you are not satisfied with the quality and workmanship of our products, we will replace the item or refund the sale."

If you experience any difficulties with this product, please email us at customerservice@ecr4kids.com or call toll-free at (888) 227-9028 (Monday - Friday, 9:00am - 5:00pm Eastern Standard Time)

Please do not return to place of purchase as Early Childhood Resources will replace defective part(s) and/or product.

Record the manufacture date here. Information is located on a label enclosed, and on the shipping carton. Place label and this sheet in an accessible place.

Model Numbers: ELR-0341

Manufacture Date: _____

Purchase Order Number: _____