



Middle Atlantic Products, Inc.

middleatlantic.com

PATENT PENDING

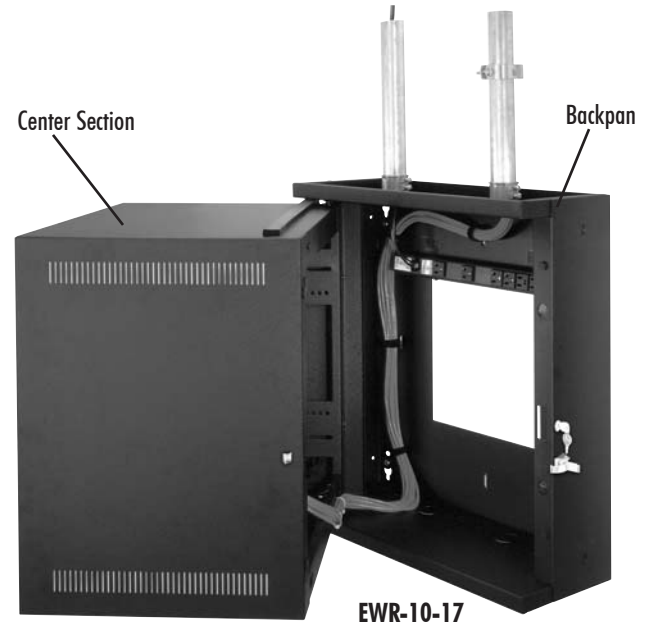
EIA/TIA Compliant

CUL US LISTED

The EWR Series 19" wall mount rack provides unparalleled quality at an aggressive price and is ideal when installing smaller systems in both secured and non-secured areas

Features

- Available in 17" and 22" depths
- 150 lb. weight capacity
- Tool-Free Quick-Mount™ system allows for easy, one-person mounting of the center section to the backpan on the jobsite
- Rack can be mounted for left or right hand swing
- 1/2", 3/4", 1" & 1-1/2" electrical knockouts and 5/8" UHF/VHF antenna knockouts on top & bottom, easily removable for cable pass-through
- 10-1/2" x 10-1/2" cutout in the backpan for electrical pull-box
- Abundant lacing points throughout the interior facilitate cable management
- Front rail adjustable at 1/8", 5/8" and 1-1/8" increments, option available for full front to rear adjustability
- Durable black textured powder coat finish
- UL Listed in the US and Canada



EWR-10-17

Architects' and Engineers' Specifications

EIA compliant 19" wall mount rack shall be Middle Atlantic Products model # EWR-__-__ (refer to chart). Overall dimensions shall be 23.4" W x __" H x __" D (refer to chart). Weight capacity shall be 150 lbs. Tool-Free Quick-Mount™ system shall enable one-person installation. Center section and backpan shall be 16-gauge steel, phosphate pre-treated and finished in a black textured powder coat. Rackrail shall be constructed of 11-gauge steel with tapped 10-32 mounting holes in universal EIA spacing with black e-coat finish and marked rackspaces. Rack shall be constructed to swing open for component cabling access, center section shall pivot for either left or right opening. Rack shall have 1/2", 3/4", 1" and 1-1/2" electrical knockouts, and BNC knockouts for UHF/VHF antennas in top and bottom. Backpan shall have 10-1/2" x 10-1/2" cutout for cable pass-through. Available with standard solid front door, shall be part # EWR-XX-17/22SD (refer to chart). Rack shall be UL Listed in the US and Canada. Rack shall be warrantied to be free from defects in material or workmanship under normal use and conditions for the lifetime of the rack.

OPTIONS

- Front doors - shall be 16-gauge steel, part # FD-XX (solid), EVFD-XX (vented, 22% open area), LVFD-XX (vented, 68% open area-excludes 8 space rack) (PFD-XX (plexi), (XX = # of rackspaces)
- Rear rail kit - 11-gauge, 10-32 threaded, sold in pairs, hardware included, part # DWR-RRXX
- Adjustable rackrail bracket shall be Middle Atlantic Products part # EWR-ARB-XX
- Top dust cover shall be Middle Atlantic Products part # DWR-CVR

electronic version available at middleatlantic.com

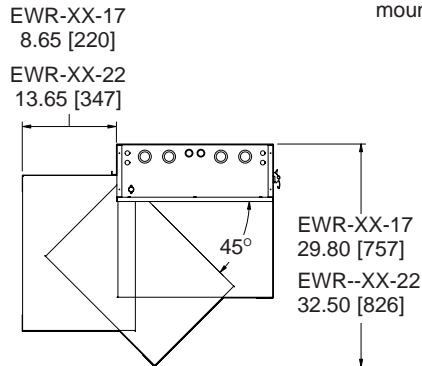
Engineered Mounting Solutions

US: New Jersey • California • Illinois • Voice: 973-839-1011 Fax: 973-839-1976 • middleatlantic.com
Canada: Ontario • British Columbia • Voice: 613-836-2501 Fax: 613-836-2690 • middleatlantic.ca

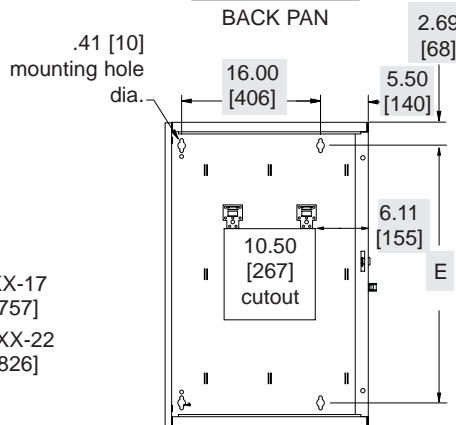
EWR Series basic dimensions

All dimensions in inches unless otherwise noted [All bracketed dimensions are in millimeters]

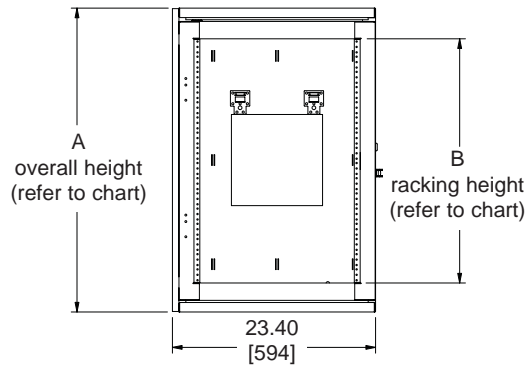
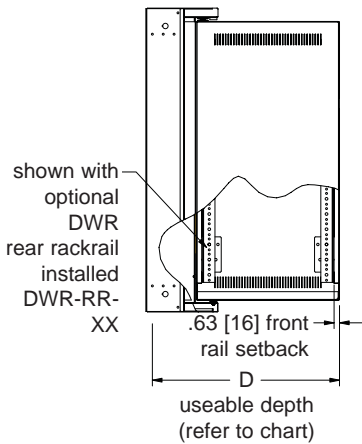
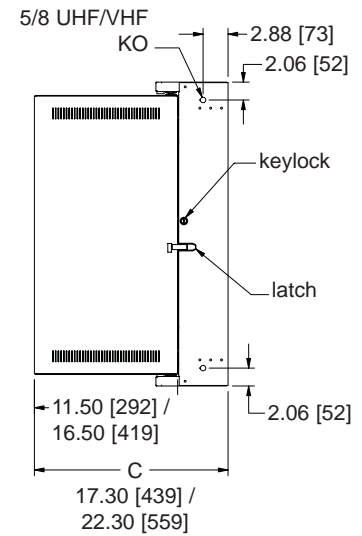
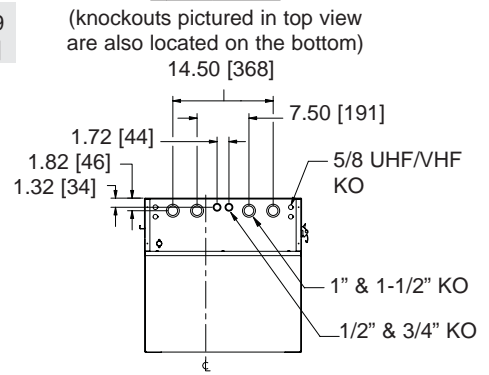
CENTER SECTION CLEARANCE



FRONT VIEW



TOP VIEW

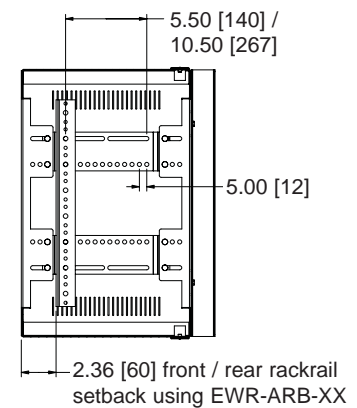


SIDE VIEW

FRONT VIEW

SIDE VIEW

PART #	A OVERALL HEIGHT	B RACKING HEIGHT / RACKSPACES	C OVERALL DEPTH	D USEABLE DEPTH	E MOUNTING HOLE SPACING
EWR-8-17	21.00 [533]	14.00 [356] / 8 spaces	17.30 [439]	15.00 [381]	15.63 [397]
EWR-8-22	21.00 [533]	14.00 [356] / 8 spaces	22.30 [559]	20.00 [508]	15.63 [397]
EWR-10-17	24.50 [622]	17.50 [445] / 10 spaces	17.30 [439]	15.00 [381]	19.13 [486]
EWR-10-22	24.50 [622]	17.50 [445] / 10 spaces	22.30 [559]	20.00 [508]	19.13 [486]
EWR-12-17	28.00 [711]	21.00 [533] / 12 spaces	17.30 [439]	15.00 [381]	22.63 [575]
EWR-12-22	28.00 [711]	21.00 [533] / 12 spaces	22.30 [559]	20.00 [508]	22.63 [575]
EWR-16-17	35.00 [889]	28.00 [711] / 16 spaces	17.30 [439]	15.00 [381]	29.63 [752]
EWR-16-22	35.00 [889]	28.00 [711] / 16 spaces	22.30 [559]	20.00 [508]	29.63 [752]



SIDE VIEW (shown with option EWR-ARB)

Note: Dimensions for 17" and 22" deep models are given in the form (EWR-XX-17 / EWR-XX-22)

