



Middle Atlantic Products, Inc.

www.middleatlantic.com

96-042 / rev 2 / 3-28-02

SRS Series Sliding Rail System



The SRS Sliding Rail System pulls out 19" to provide rear access to wiring and components

Features

- Simplifies equipment installation in cabinet
- Shortens installation & service time
- Available from 8 space (14") to 20 space (35")
- Optional cable carriers provide effective cable management
- Pulls out 19" for equipment servicing
- Locks closed with included hardware
- Ball bearing slides provide smooth rollout
- 150 pound capacity with 2 slides (SRS2-X)
- 300 pound capacity with 4 slides (SRS4-X)



SRS4-16 with optional cable carrier shown in "pulled-out" position

Architects' and Engineers' Specifications

EIA compliant 19" slide-out equipment rack shall be Middle Atlantic Products model # SRS ___ - ___ (refer to chart). Overall dimensions of rack shall be 19.09" W x ___" H x 18-3/8" D with ___ useable rackspaces and ___ lb. weight capacity (refer to chart). Useable frame depth for installed components shall be 18-1/4", rack shall pull out 19" on integrated ball bearing slides for equipment servicing. Rackrail shall be 11-gauge steel with tapped 10-32 holes in universal EIA spacing. Rackrail shall be finished in black e-coat with marked rackspaces. SRS rough-in pan shall be 14-gauge steel. Finish on SRS assembly shall be durable flat black powder coat. Trim/locking panel shall lock SRS in closed position and be 11-gauge aluminum with brushed black anodized finish.

OPTIONS

- Optional cable carrier shall be Middle Atlantic Products model number SRCC.

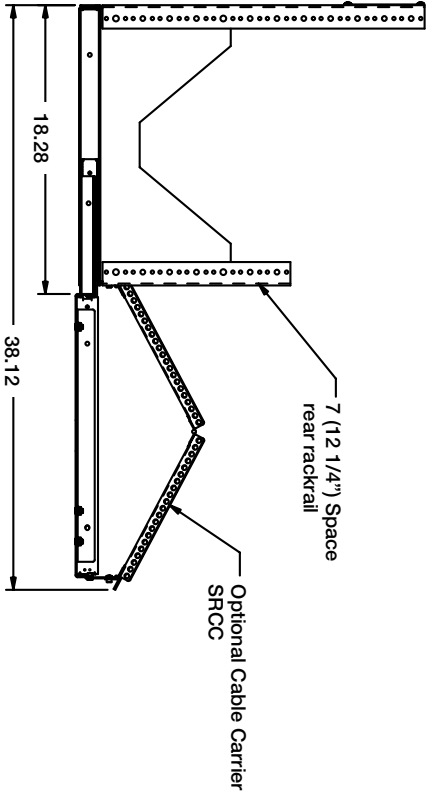
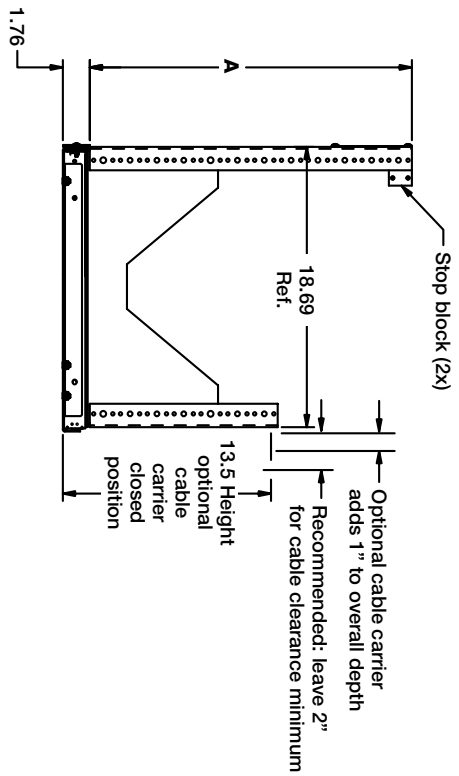
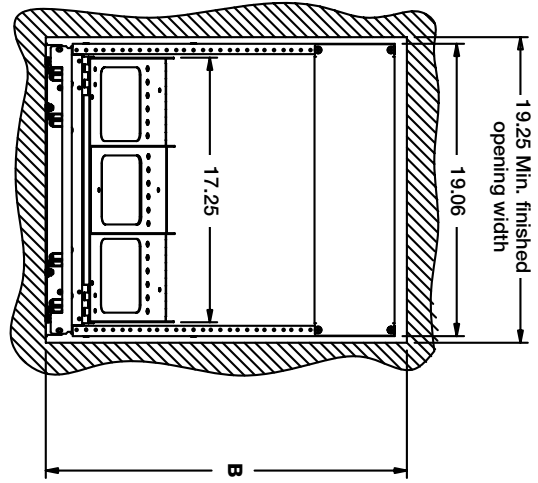
Engineered Mounting Solutions for Low Voltage Applications

US: Riverdale, NJ • Simi Valley, CA • Harvey, IL • Voice: 973-839-1011 Fax: 973-839-1976 • www.middleatlantic.com
 Canada: Ottawa, ON • Burnaby, BC • Voice: 613-836-2501 Fax: 613-836-2690 • www.middleatlantic.ca

96-042 / rev 2 / 3-28-02 / SRS Sliding Rail System

SRS basic dimensions

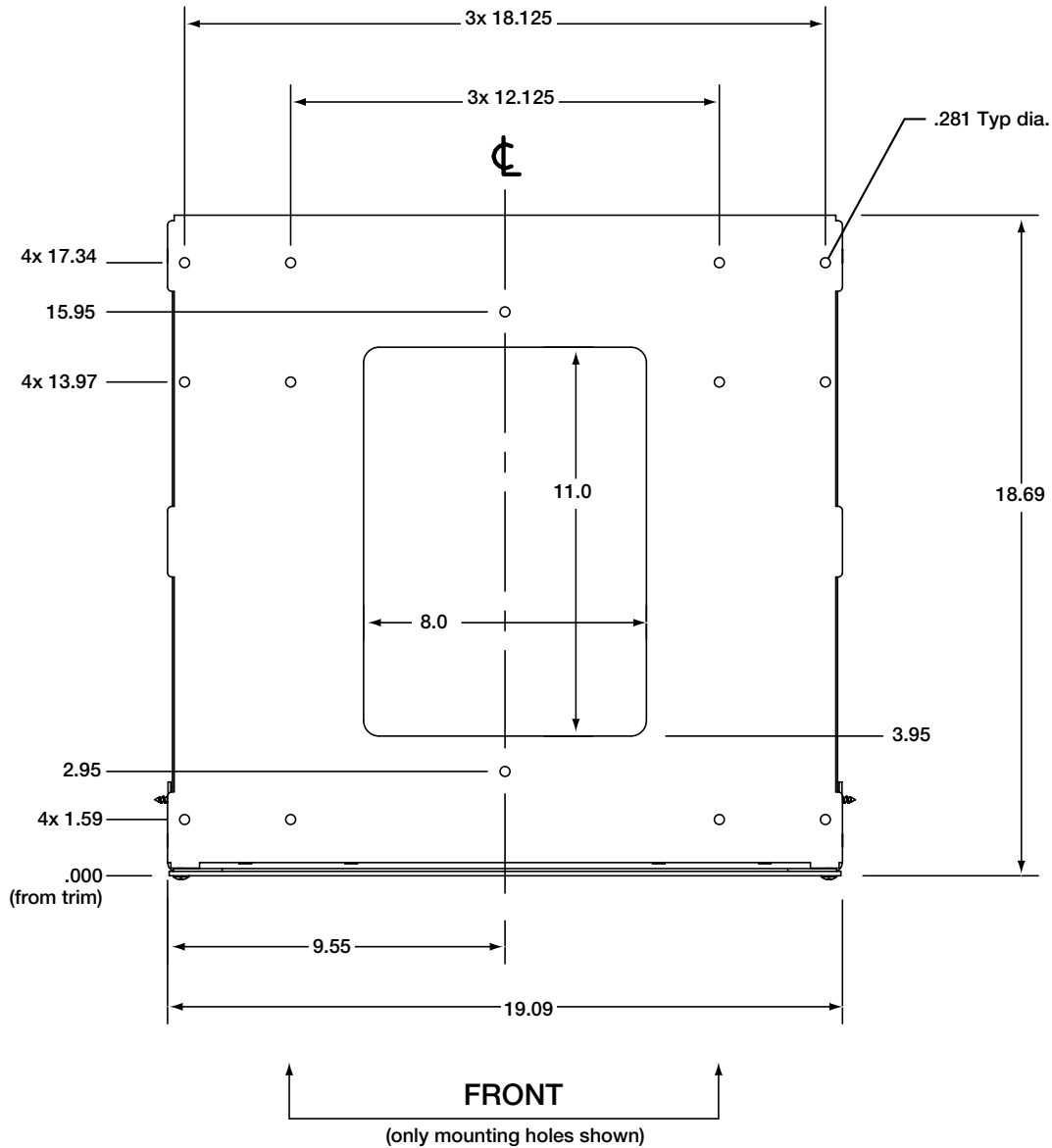
All dimensions in inches unless otherwise noted



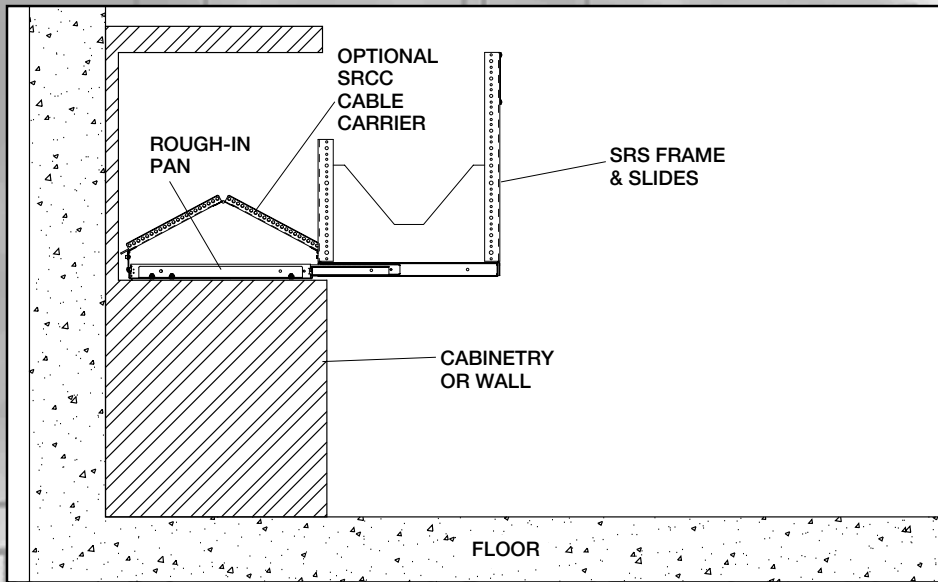
PART NUMBER	(A) USEABLE RACKSPACES	(B) FINISHED HEIGHT OPENING
SRS2-8/SRS4-8	8	157/8
SRS2-9/SRS4-9	9	175/8
SRS2-10/SRS4-10	10	193/8
SRS2-11/SRS4-11	11	211/8
SRS2-12/SRS4-12	12	227/8
SRS2-13/SRS4-13	13	245/8
SRS2-14/SRS4-14	14	263/8
SRS2-15/SRS4-15	15	281/8
SRS2-16/SRS4-16	16	297/8
SRS2-17/SRS4-17	17	315/8
SRS2-18/SRS4-18	18	333/8
SRS2-19/SRS4-19	19	351/8
SRS2-20/SRS4-20	20	367/8

SRS Series rough-in pan mounting point locations

All dimensions in inches unless otherwise noted



SRS installed



Part #	Useable Rackspace	Useable Height	Finished Millwork Opening			Depth when using optional Cable Carrier	Weight Capacity
			Height	Width	Depth*		
SRS2-8	8	14 (8 space)	15.875	19.25	18.625	21.625	150 lbs.
SRS2-9	9	15.75 (9 space)	17.625	19.25	18.625	21.625	150 lbs.
SRS2-10	10	17.5 (10 space)	19.375	19.25	18.625	21.625	150 lbs.
SRS2-11	11	19.25 (11 space)	21.125	19.25	18.625	21.625	150 lbs.
SRS2-12	12	21 (12 space)	22.875	19.25	18.625	21.625	150 lbs.
SRS2-13	13	22.75 (13 space)	24.625	19.25	18.625	21.625	150 lbs.
SRS2-14	14	24.5 (14 space)	26.375	19.25	18.625	21.625	150 lbs.
SRS2-15	15	26.25 (15 space)	28.125	19.25	18.625	21.625	150 lbs.
SRS2-16	16	28 (16 space)	29.875	19.25	18.625	21.625	150 lbs.
SRS2-17	17	29.75 (17 space)	31.625	19.25	18.625	21.625	150 lbs.
SRS2-18	18	31.5 (18 space)	33.375	19.25	18.625	21.625	150 lbs.
SRS2-19	19	33.25 (19 space)	35.125	19.25	18.625	21.625	150 lbs.
SRS2-20	20	35 (20 space)	36.875	19.25	18.625	21.625	150 lbs.
SRS4-8	8	14 (8 space)	15.875	19.25	18.625	21.625	300 lbs.
SRS4-9	9	15.75 (9 space)	17.625	19.25	18.625	21.625	300 lbs.
SRS4-10	10	17.5 (10 space)	19.375	19.25	18.625	21.625	300 lbs.
SRS4-11	11	19.25 (11 space)	21.125	19.25	18.625	21.625	300 lbs.
SRS4-12	12	21 (12 space)	22.875	19.25	18.625	21.625	300 lbs.
SRS4-13	13	22.75 (13 space)	24.625	19.25	18.625	21.625	300 lbs.
SRS4-14	14	24.5 (14 space)	26.375	19.25	18.625	21.625	300 lbs.
SRS4-15	15	26.25 (15 space)	28.125	19.25	18.625	21.625	300 lbs.
SRS4-16	16	28 (16 space)	29.875	19.25	18.625	21.625	300 lbs.
SRS4-17	17	29.75 (17 space)	31.625	19.25	18.625	21.625	300 lbs.
SRS4-18	18	31.5 (18 space)	33.375	19.25	18.625	21.625	300 lbs.
SRS4-19	19	33.25 (19 space)	35.125	19.25	18.625	21.625	300 lbs.
SRS4-20	20	35 (20 space)	36.875	19.25	18.625	21.625	300 lbs.

***NOTE:** We recommend leaving 2" min. clearance at rear for cables.

