

ASR-HD Series Slide Out & Rotating Shelving System



Middle Atlantic Products, Inc.

middleatlantic.com

Slide-out and rotating shelving system for custom cabinetry, millwork and entertainment centers

Features

- Significantly reduces installation time
- Easy index Quick-Position™ shelves
- Locking detent protects millwork
- Self centering base simplifies and speeds installation
- Up to a 350 lb. weight capacity depending on model
- Vented shelves and top for optimized thermal management
- Included cable management system
- Locking trim panel standard



ASR-HD shown fully extended and rotated

Architects' and Engineers' Specifications

ASR-HD Series Slide Out & Rotating Shelving System shall be Middle Atlantic Products model # ASR-XX-HD (refer to chart). Overall dimensions of shelving system shall be 21" W x ___" H x 20" D with a ___ lb. weight capacity (refer to chart). Maximum useable depth shall be 19". Wood finish shall be black and constructed of 3/4" & 1" thick 45 lb. density industrial MDF board with melamine. Self centering ASR-HD rough-in base shall be 14-gauge steel. Shelving system shall slide out 18 3/4" on integrated ball bearing slides and rotate 60° in either direction for equipment servicing. Shelving system shall remove from self centering base for easy installation. When rotating shelving system, locking detent shall allow shelving system to lock in place at 0° & 60°. Removable shelf trim shall have a silver brushed finish and can be replaced to match millwork finish. Easy index Quick-Position™ shelves shall be constructed of 18-gauge steel. Top and shelves shall feature vent pattern for passive ventilation. Locking trim panel shall lock ASR-HD in closed position and be 11-gauge aluminum with a black brushed and anodized finish. Shelving system shall be warranted to be free from defects in material or workmanship under normal use and conditions for a period of 3 years.

OPTIONS

- Additional shelves shall be Middle Atlantic Products part # ASR-HD-SH1 -SL (1 shelf with silver anodized trim), ASR-HD-SH1-BK (1 shelf with black anodized trim), ASR-HD-SH1-WD (1 shelf with unfinished wood trim)
- Power distribution strip shall be Middle Atlantic Products part # PD-815SC-NS or PD-815SC
- Optional trim kit shall be Middle Atlantic Products part # ASR-XX-HDT-YY (X = opening height), (Y = finish code. Use "BK" for black anodized or "WD" for unfinished wood)

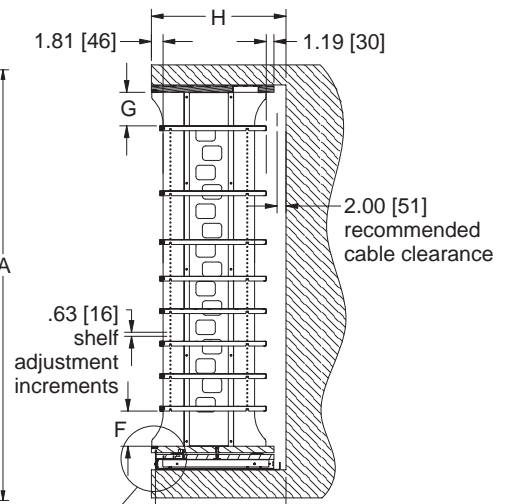
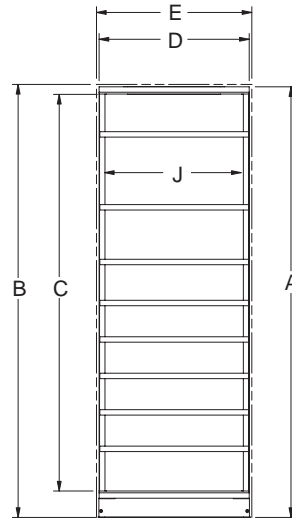
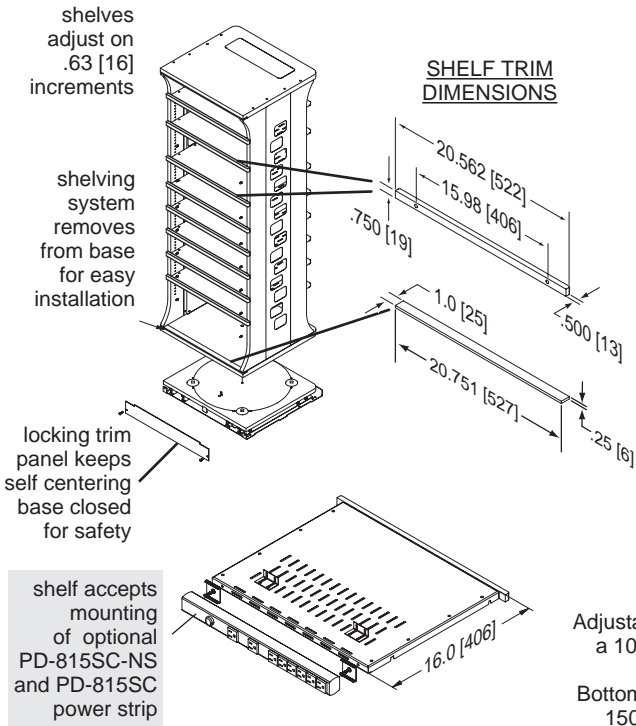
electronic version available at middleatlantic.com

Engineered Mounting Solutions

US: New Jersey • California • Illinois • Voice: 973-839-1011 Fax: 973-839-1976 • middleatlantic.com
Canada: Ontario • British Columbia • Voice: 613-836-2501 Fax: 613-836-2690 • middleatlantic.ca

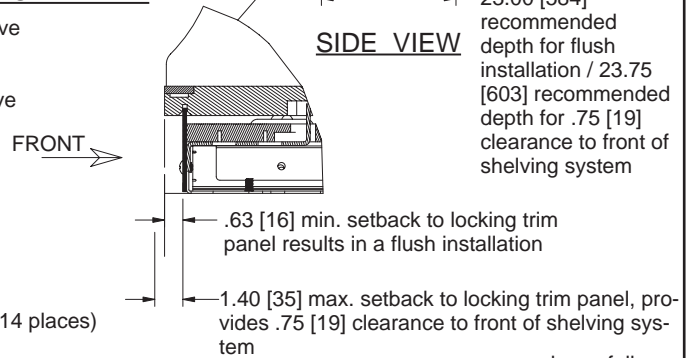
ASR-HD basic dimensions

All dimensions in inches unless otherwise noted [All dimensions in brackets are millimeters]

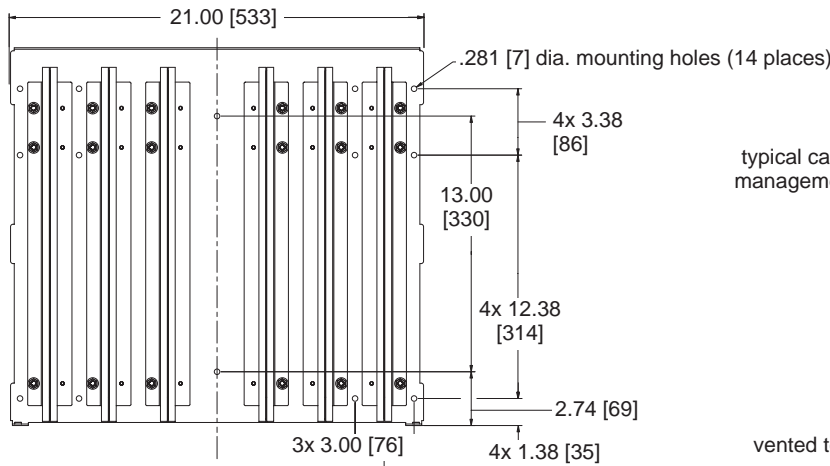


Adjustable shelves shall have a 100 lb. weight capacity

Bottom fixed shelf shall have 150 lb. weight capacity



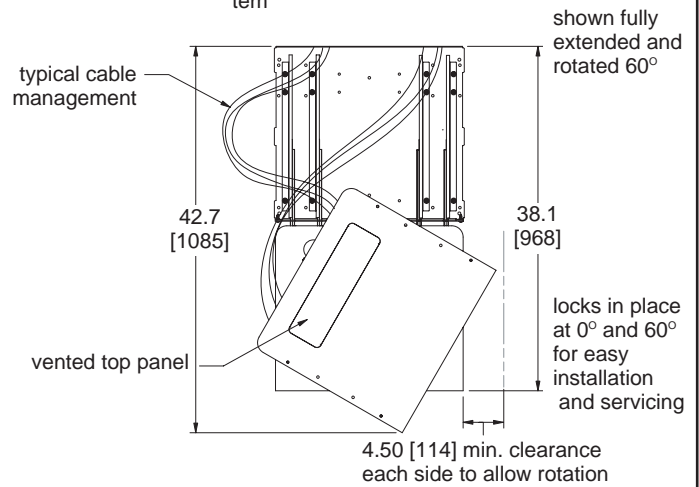
NOTE: Brackets on shelves secure components and prevent them from sliding backwards



SELF CENTERING ROUGH-IN BASE

(all mounting holes must be used)

NOTE: Slides shown for reference. number of slides vary with model



Part #	A Overall Height	B Rough Opening Height	C Equipment Mounting Height *	D Overall Width	E Rough Opening Width	# Of Shelves / # Of Adjustable Shelves	F Lowest Shelf Mounting Clearance	G Highest Shelf Mounting Clearance	H Rough Opening Min. Depth Recommended**	Max. Useable Depth	Weight Capacity	Required Millwork Weight Capacity	J Equipment Width
ASR-60-HD	59-5/8 [1515]	60 [1524]	54-4/5 [1392]	21 [533]	21-1/16 [535]	9 / 8	5-1/2 [140]	5-1/5 [132]	23 [584]	19 [483]	350 lbs.	480 lbs.	19-1/10 [485]
ASR-42-HD	41-5/8 [1057]	42 [1067]	36-4/5 [935]	21 [533]	21-1/16 [535]	6 / 5	5-3/10 [135]	5 [127]	23 [584]	19 [483]	300 lbs.	400 lbs.	19-1/10 [485]
ASR-30-HD	29-5/8 [753]	30 [762]	24-4/5 [630]	21 [533]	21-1/16 [535]	4 / 3	5-1/2 [140]	5-3/10 [134]	23 [584]	19 [483]	150 lbs.	227 lbs.	19-1/10 [485]

* For each shelf used subtract .75 [19] from equipment mounting height

** Flush installation to front of shelving system