

3 Drawer Changing Table (W3358)



THIS PRODUCT IS NOT INTENDED FOR INSTITUTIONAL OR COMMERCIAL USE.

If you have any questions or missing parts, please contact us. DO NOT return product parts to the store where it was purchased before contacting AFG Customer Service.

AFG Customer Service:

E-mail: service@afgbabyfurniture.com

Tel: (323) 722-6268

WARNING:

READ ALL WARNING & SAFETY INSTRUCTIONS BEFORE ASSEMBLING PRODUCT. KEEP INSTRUCTIONS WITH PRODUCT FOR FUTURE USE.

First remove hardware from box and sort by size. Check to see that all hardware and wooden pieces are present before assembling.

Follow instructions listed below in the proper sequence as numbered to assure fast, easy and correct assembly.

DO NOT use this product if the enclosed or attached instructions cannot be strictly adhered to.

WARNING:

- DO NOT attempt to repair or modify parts with cracks or defects. Please contact us for immediate replacement.
- This product is for home use and is not intended for use in schools, day care centers or other commercial establishments.
- Must be assembled by a capable adult.
- **CHOKING HAZARDS:** DO NOT put small / loose components on top of the changing table unit where baby could reach.

WARNING- KEEP THE INSTRUCTIONS FOR FUTURE USE

FALL HAZARD – TO PREVENT DEATH OR SERIOUS INJURY ALWAYS KEEP CHILD WITHIN ARM’S REACH.

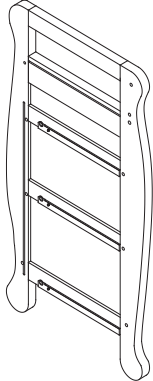
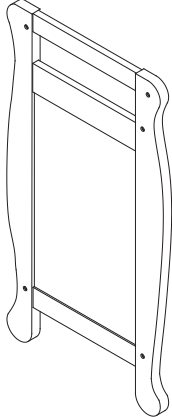
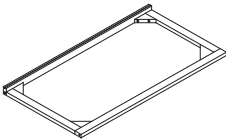
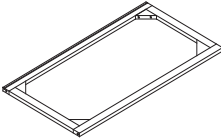
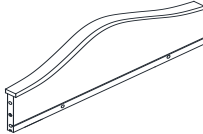

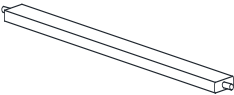
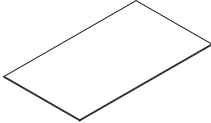
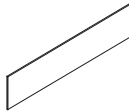
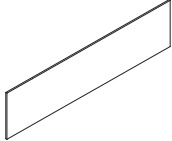
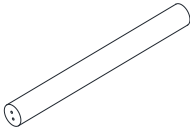
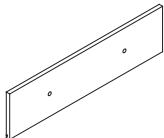
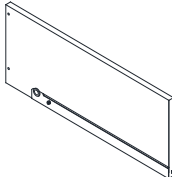
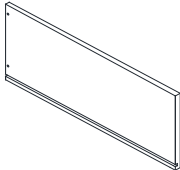

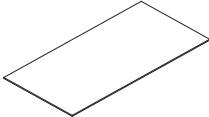
- NEVER LEAVE THE CHILD UNATTENDED.
- SECURE THE CHILD IN THE RESTRAINT WHEN USING CHANGER.
- KEEP THE CHILD IN VIEW WHILE CHILD IS IN THE CHANGER.
- STOP USING THE CHANGER WHEN THE CHILD IS ABLE TO SIT UP OR ROLL OVER.
- PERIODICALLY CHECK FOR LOOSE OR WORN PARTS, TIGHTEN, REPAIR, OR REPLACE AS NEEDED.
- THIS PRODUCT IS FOR RESIDENTIAL USE ONLY. ANY INSTITUTIONAL USE IS STRICTLY PROHIBITED.
- CAN ONLY RETAIN CHILD WITH MAXIMUM WEIGHT UP TO 30 LBS.
- ALWAYS SECURE CHANGING PAD TO THE CHANGER SURFACE BY FASTENING THE BELTS.
- DO NOT USE CHANGING TABLE, ADD-ON CHANGING UNIT, OR CONTOURED CHANGING PAD IF IT IS DAMAGED OR BROKEN.
- THIS PRODUCT IS NOT INTENDED TO BE USED AS A CHANGING TABLE WITHOUT FASTENING THE SAFETY BELT. USE OF THE PRODUCT WITHOUT THIS MAY RESULT IN DEATH OR SERIOUS INJURY TO YOUR CHILD FROM FALLING. FOLLOW ALL INSTRUCTIONS ON ATTACHING AND USING THE SAFETY BELT.
- RECOMMENDED PAD SIZE: 34" x 17" x 1".

PARENT SHOULD ENSURE A SAFE ENVIRONMENT FOR THEIR CHILD BY CHECKING THE FURNITURE CAREFULLY BEFORE PLACING CHILD IN THE PRODUCT. PLEASE MAKE SURE EVERY COMPONENT IS PROPERLY AND SECURELY IN PLACE.

W3358 Changer Parts Identification Sheet

DO NOT assemble changer if parts and hardware are defective or missing.
Contact AFG for exchange or keep the original box for return authorization.

~ Changer Assembly Parts

<p>A. Right End Panel (1 pc)</p> 		<p>B. Left End Panel (1 pc)</p> 	
<p>C. Bottom Frame (1 pc)</p> 	<p>D. Middle Frame (2 pcs)</p> 	<p>E. Back Cross Beam (1 pc)</p> 	<p>F. Front Cross Beam (1 pc)</p> 
<p>G. Panel Support Bar (2 pcs)</p> 	<p>H. Bed Panel (1 pc)</p> 	<p>I. Upper / Lower Back Panel (2 pcs)</p> 	<p>J. Middle Back Panel (1 pc)</p> 
<p>K. Top Round Rail (1 pc)</p> 	<p>L. Drawer Front Panel (3 pcs)</p> 	<p>M. Drawer Left Panel (3 pcs)</p> 	<p>N. Drawer Right Panel (3 pcs)</p> 
<p>O. Drawer Support Bar (3 pcs)</p> 		<p>P. Drawer Bottom Panel (3 pcs)</p> 	<p>Q. Drawer Back Panel (3 pcs)</p> 