

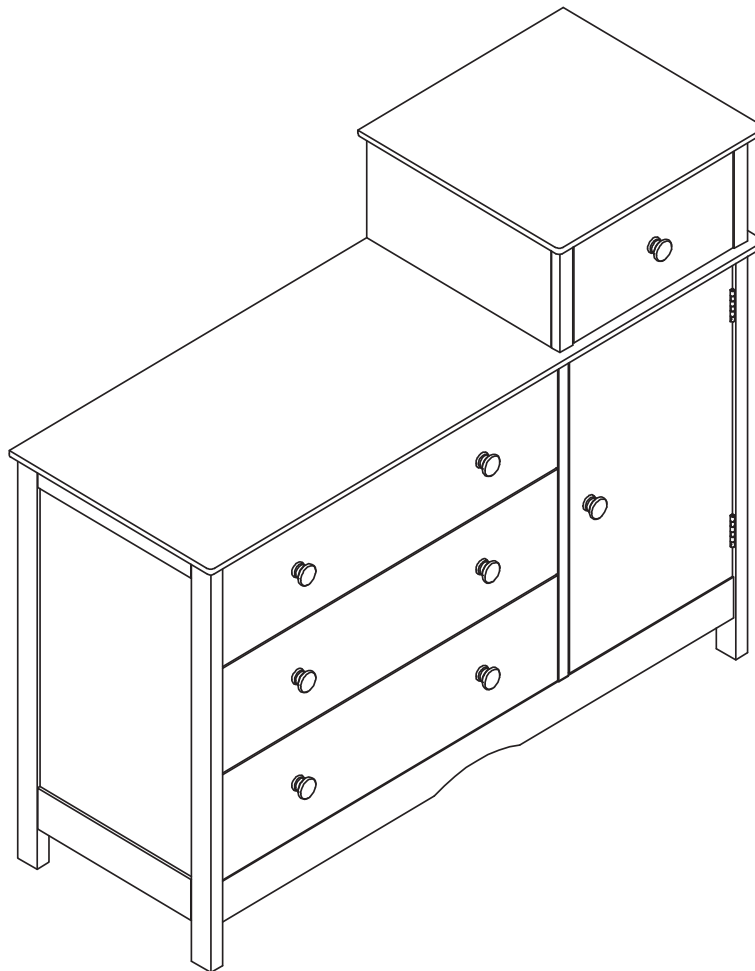


Model #: W560

PO #:

Serial #:

# Molly Combo Dresser (W560)



**THIS PRODUCT IS NOT INTENDED FOR INSTITUTIONAL OR COMMERCIAL USE.**

If you have any questions or missing parts, contact us. DO NOT return product parts to the store where it was purchased before contacting AFG Customer Service.

**AFG Customer Service:**

E-mail: [service@afgbabyfurniture.com](mailto:service@afgbabyfurniture.com)

Tel: (323) 722-6268

## **WARNING:**

**READ ALL WARNING & SAFETY INSTRUCTIONS BEFORE ASSEMBLING PRODUCT. KEEP INSTRUCTIONS WITH PRODUCT FOR FUTURE USE.**

First remove hardware from box and sort by size. Check to see that all hardware and wooden pieces are present before assembling.

Follow instructions listed below in the proper sequence as numbered to assure fast, easy and correct assembly.

DO NOT use this product if the enclosed or attached instructions cannot be strictly adhered to.

## **WARNING:**

- DO NOT attempt to repair or modify parts with cracks or defects. Please contact us for immediate replacement.
- This product is for home use and is not intended for use in schools, day care centers or other commercial establishments.
- Must be assembled by a capable adult.
- **CHOKING HAZARDS:** DO NOT put small / loose components on top of the changing table unit where baby could reach.

## **WARNING- (FOR USE AS A CHANGER)**

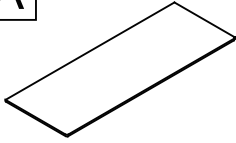

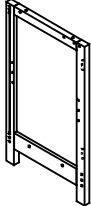
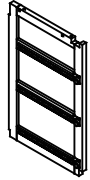

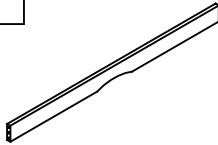
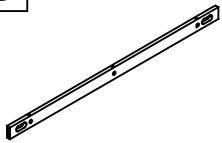
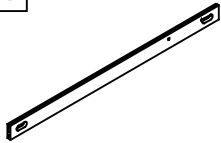
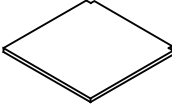
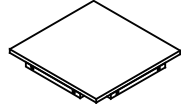
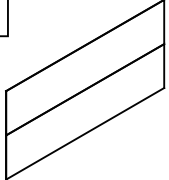
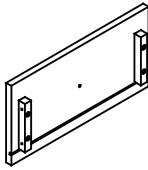
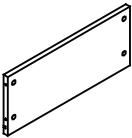
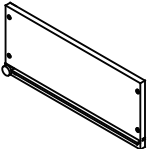
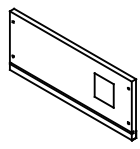
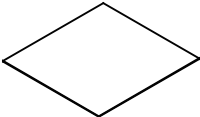
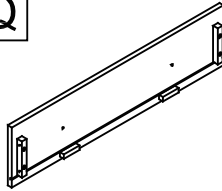
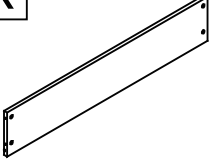
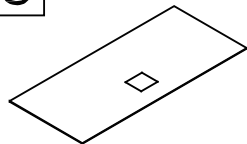
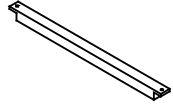
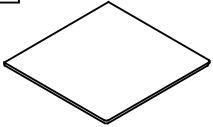
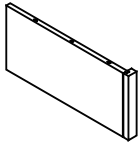
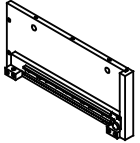
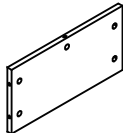

**FALL HAZARD – TO PREVENT DEATH OR SERIOUS INJURY ALWAYS KEEP CHILD WITHIN ARM'S REACH.**

- NEVER LEAVE THE CHILD UNATTENDED.
- SECURE THE CHILD IN THE RESTRAINT WHEN USING CHANGER.
- KEEP THE CHILD IN VIEW WHILE CHILD IS IN THE CHANGER.
- STOP USING THE CHANGER WHEN THE CHILD IS ABLE TO SIT UP OR ROLL OVER.
- PERIODICALLY CHECK FOR LOOSE OR WORN PARTS, TIGHTEN, REPAIR, OR REPLACE AS NEEDED.
- THIS PRODUCT IS FOR RESIDENTIAL USE ONLY. ANY INSTITUTIONAL USE IS STRICTLY PROHIBITED.
- CAN ONLY RETAIN CHILD WITH MAXIMUM WEIGHT UP TO 30 LBS.
- ALWAYS SECURE CHANGING PAD TO THE CHANGER SURFACE BY FASTENING THE BELTS.
- DO NOT USE CHANGING TABLE, ADD-ON CHANGING UNIT, OR CONTOURED CHANGING PAD IF IT IS DAMAGED OR BROKEN.
- THIS PRODUCT IS NOT INTENDED TO BE USED AS A CHANGING TABLE WITHOUT FASTENING THE SAFETY BELT. USE OF THE PRODUCT WITHOUT THIS MAY RESULT IN DEATH OR SERIOUS INJURY TO YOUR CHILD FROM FALLING. FOLLOW ALL INSTRUCTIONS ON ATTACHING AND USING THE SAFETY BELT.
- CHANGING PAD NOT INCLUDED.

PARENT SHOULD ENSURE A SAFE ENVIRONMENT FOR THEIR CHILD BY CHECKING THE FURNITURE CAREFULLY BEFORE PLACING CHILD IN THE PRODUCT. PLEASE MAKE SURE EVERY COMPONENT IS PROPERLY AND SECURELY IN PLACE.


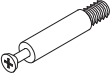
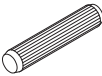
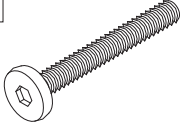
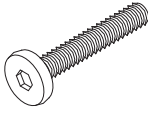

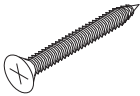
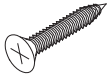



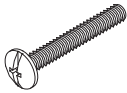
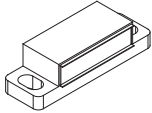


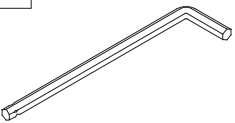
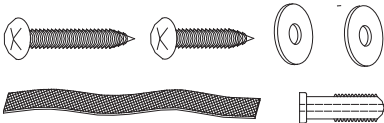
# W560 Parts Identification Sheet

DO NOT assemble dresser if parts of hardware are defective or missing.  
Contact AFG for exchange; keep the original box for return authorizations.


				
<p style="text-align: center;">Top Panel 1pc</p>	<p style="text-align: center;">Left Side Panel 1pc</p>	<p style="text-align: center;">Right Side Panel 1pc</p>	<p style="text-align: center;">Divider frame 1pc</p>	<p style="text-align: center;">Door 1pc</p>
				
<p style="text-align: center;">Bottom Front Rail 1pc</p>	<p style="text-align: center;">Top Back Rail 1pc</p>	<p style="text-align: center;">Bottom Back Rail 1pc</p>	<p style="text-align: center;">Shelf 1pc</p>	<p style="text-align: center;">Bottom Panel 1pc</p>
				
<p style="text-align: center;">Back Panel 1pc</p>	<p style="text-align: center;">Upper Drawer Front 1pc</p>	<p style="text-align: center;">Upper Drawer Back 1pc</p>	<p style="text-align: center;">Drawer Left Side 4pcs</p>	<p style="text-align: center;">Drawer Right Side 4pcs</p>
				
<p style="text-align: center;">Upper Drawer Bottom 1pc</p>	<p style="text-align: center;">Lower Drawer Front 3pcs</p>	<p style="text-align: center;">Lower Drawer Back 3pcs</p>	<p style="text-align: center;">Lower Drawer Bottom 3pcs</p>	<p style="text-align: center;">Drawer Support 6pcs</p>
				
<p style="text-align: center;">Upper Drawer Top 1pc</p>	<p style="text-align: center;">Upper Drawer Left 1pc</p>	<p style="text-align: center;">Upper Drawer Right 1pc</p>	<p style="text-align: center;">Upper Drawer Back 1pc</p>	<p style="text-align: center;">Upper Drawer Support 1pc</p>

# W560 Hardware Identification Sheet

DO NOT assemble dresser if parts of hardware are defective or missing.  
Contact AFG for exchange; keep the original box for return authorizations.

<b>1</b>	<b>2</b>	<b>3</b>	<b>4</b>	<b>5</b>
				
Cam Lock 14pcs	Cam Bolt 14pcs	Wood Dowel 24pcs Ø8 x 30mm	Bolt 8pcs D13 x Ø1/4" x 2"	Bolt 14pcs D13 x Ø1/4" x 1-1/4"
<b>6</b>	<b>7</b>	<b>8</b>	<b>9</b>	<b>10</b>
				
Crescent Washer 8pcs	Flat Head Screw 16pcs 8# x 1-1/2"	Flat Head Screw 20pcs 8# x 1"	Round Head Screw 14pcs 19mm	Nut 16pcs
<b>11</b>	<b>12</b>	<b>13</b>	<b>14</b>	<b>15</b>
				
Knob 8pcs	Knob Screw 8pcs	Magnetic Lock 1pc	Flat Head Screw 6pcs 12mm	Self Support 4pcs
<b>16</b>	<b>17</b>			
				
Allen Wrench 1pc	TIP-OVER RESTRAINT 1set			

PHILLIPS HEAD SCREWDRIVER



(NOT INCLUDED)