


# Comfort™ Cushion

2" Wheelchair Cushion

*For Skin Protection & Comfort*



*Custom Comfort with  
Progressive Support Technology  
Available in All Sizes*

User Instruction Manual & Warranty

**The Comfort Cushion™ Wheelchair Cushion is Available in the Following Sizes:**

Item No.	Size	Units/Case	Medicare Code	Weight Capacity	Warranty
2651010	10" x 10" x 2"	1	E2603	275	18 Months
2651012	10" x 12" x 2"	1	E2603	275	18 Months
2651212	12" x 12" x 2"	1	E2603	275	18 Months
2651214	12" x 14" x 2"	1	E2603	275	18 Months
2651414	14" x 14" x 2"	1	E2603	275	18 Months
2651416	14" x 16" x 2"	1	E2603	275	18 Months
265662	16" x 16" x 2"	1	E2603	275	18 Months
265682	16" x 18" x 2"	1	E2603	275	18 Months
265602	16" x 20" x 2"	1	E2603	275	18 Months
265862	18" x 16" x 2"	1	E2603	275	18 Months
265882	18" x 18" x 2"	1	E2603	275	18 Months
265802	18" x 20" x 2"	1	E2603	275	18 Months
265062	20" x 16" x 2"	1	E2603	275	18 Months
265082	20" x 18" x 2"	1	E2603	275	18 Months
265002	20" x 20" x 2"	1	E2603	275	18 Months
265282	22" x 18" x 2"	1	E2604	325	18 Months
265482	24" x 18" x 2"	1	E2604	325	18 Months

*Cover Warranty: 3 Months*

**To Clean the Cover**

Remove the cover from the seat cushion. Machine wash in lukewarm water and air dry. No ironing is required. We do not recommend machine drying in order to prevent the breakdown of the moisture proof urethane laminate on the inside of the cover.

**To Clean the Molded Foam Core**

To clean the foam core simply spot clean or wipe with moist warm cloth. Avoid submerging the base in water. Place the cover back over the molded foam core insuring that the back of the cover will match the back of the foam core.

**The Comfort Cushion™ Warranty**

Hudson Medical guarantees the Comfort Cushion™ to be free from defects in material and workmanship for a period of 18 months from the date of purchase under normal use. Should defect occur, the cushion should be returned by the customer to the place of purchase with original sales receipt. Hudson Medical will determine if it is a manufacturing defect and replace or repair the cushion without charge. This warranty does not apply to punctures, tears and burns to the cushion or removable cover.

HUDSON  
PRESSURE+EEZ®

# Comfort™ Cushion

## 2" Wheelchair Cushion

*A Molded Contoured Foam Cushion Designed to Provide Skin Protection & Comfort for Clients who are at Moderate Risk for Skin Breakdown.*

### Custom Foam Core with Progressive Support Technology (PST)

PST produces the right degree of cushion firmness. Smaller, lightweight clients receive a softer more compliant cushion, average weight clients a medium firmness and larger heavier clients receive a firmer more supportive cushion. The unique construction of high resilient (HR) molded foam provides maximum stabilization, positioning, pressure relief and correct seating posture.



### The Comfort™ Cushion Cover

Outer cover is a removable, washable, flame retardant, stretch polyester knit to reduce interface pressure and shearing. It is constructed with a vapor permeable moisture proof urethane backing and a non-slip bottom for comfort and safety.

### The Pressure EEZ® Comfort™ Cushion

Provides custom comfort, pressure relief and correct seating posture in all sizes – Pediatric, Junior, Adult and Barriatric Sizes.

PST SIZE RANGES	
Firmness	Cushion Width
Soft	10" to 14"
Medium	16" to 18"
Firm	20" to 24"



### Use and Application of the Pressure EEZ® Comfort™ Cushion Wheelchair Cushion

The Comfort Cushion™ is designed to position the client while seated providing correct seating posture, maximum seating comfort, and pressure relief.

Remember, no cushion can eliminate seating pressure or totally prevent pressure sores, therefore, you should regularly check for skin redness as a noted indicator of tissue breakdown. The Comfort Cushion™ may be used in a sling seat wheelchair or with a solid seat insert or a Hudson Seat Mate SM265.

The Comfort Cushion™ has a moisture resistant cover designed to repel fluids but it is not intended as an incontinent cushion nor should it be submerged in water or used as a bathtub seating product. Replacement covers are available from your Hudson dealer.



### Size Selection of the Pressure EEZ® Comfort™ Cushion Wheelchair Cushion

Simply select the cushion that would match the width of your hips when seated. Cushion size should not be determined by the wheelchair seat width. Improper cushion fit will affect the performance of pressure distribution of the cushion and its proper positioning support of the body.

The length of the cushion should be determined by placing the cushion at the back of the wheelchair while the length extends to the front within 1" to 2" from the back of the knees. The ischial tuberosities (sitting bones) should be centered in the seat in the center of the back seating area.

The footrest should be adjusted properly in order to enhance seating comfort and help to lower peak seating pressures. In order to prevent the Comfort Cushion™ from sliding on the wheelchair upholstery, especially during transfers, follow these instructions.

**Step 1.** Thoroughly clean the surface of the wheelchair seat.

**Step 2.** Peel off the paper backing of the Velcro® strip provided and place 2" from the front, in the center of the wheelchair seat, as shown.

**Step 3.** Place the cushion on the wheelchair. The Velcro® strip on the bottom of the upholstered Comfort Cushion™ as well as the non-slip surface and the Velcro® strip placed on the seat will prevent sliding when changing body position while seated.

