

Size Selection of the Rehab™ Adjustable Cushion

Simply select the cushion that would match the width of your hips when seated. Cushion size should not be determined by the wheelchair seat width. Improper cushion fit will affect the performance of pressure distribution of the cushion and its proper positioning support of the body.

The length of the cushion should be determined by placing the cushion at the back of the wheelchair while the length extends to the front within 1" to 2" from the back of the knees. The ischial tuberosities (sitting bones) should be centered in the seat in the center of the back seating area.

The footrest should be adjusted properly in order to enhance seating comfort and help to lower peak seating pressures. In order to prevent the Rehab™ Cushion from sliding on the wheelchair upholstery, especially during transfers, follow these instructions.

Step 1. Thoroughly clean the surface of the wheelchair seat.

Step 2. Peel off the paper backing of the Velcro strip provided and place 2" from the front, in the center of the wheelchair seat, as shown.

Step 3. Place the cushion on the wheelchair. The Velcro strip on the bottom of the upholstered Rehab™ Cushion as well as the non-slip surface and the Velcro strip placed on the seat will prevent sliding when changing body position while seated.



The Rehab™ Adjustable Wheelchair Cushion is Available in the Following Sizes:

Item No.	Size	Units/ Case	Medicare Code	Weight Capacity	Warranty
295663	16" x 16" x 3"	1	K0736	250	24 Months
295683	16" x 18" x 3"	1	K0736	250	24 Months
295603	16" x 20" x 3"	1	K0736	250	24 Months
295863	18" x 16" x 3"	1	K0736	250	24 Months
295883	18" x 18" x 3"	1	K0736	250	24 Months
295803	18" x 20" x 3"	1	K0736	250	24 Months
295063	20" x 16" x 3"	1	K0736	250	24 Months
295083	20" x 18" x 3"	1	K0736	250	24 Months
295003	20" x 20" x 3"	1	K0736	250	24 Months
295283	22" x 18" x 3"	1	K0737	325	24 Months
295483	24" x 18" x 3"	1	K0737	325	24 Months

Cover Warranty: 3 Months

Cleaning:

Cover: Remove the cover from the seat cushion. Machine wash in lukewarm water and air dry. No ironing is required.

Molded Foam Core: Simply spot clean or wipe with moist warm cloth. Avoid submerging in water.

The Rehab™ Adjustable Cushion Warranty

Hudson Medical guarantees the The Rehab™ Adjustable Cushion to be free from defects in material and workmanship for a period of 24 months from the date of purchase under normal use. Should defect occur, the cushion should be returned by the customer to the place of purchase with original sales receipt. Hudson Medical will determine if it is a manufacturing defect and replace or repair the cushion without charge. This warranty does not apply to punctures, tears and burns to the cushion or removable cover.

HUDSON INDUSTRIES, INC.
MEDICAL PRODUCTS DIVISION
Richmond, Virginia 23231 • 800-343-8112
www.hudsonindustries.com
1295863/1209

PRESSURE+EZ®

THE REHAB™

Adjustable Wheelchair Cushion

*With Poly-Lite™ for
Maximum Pressure Relief
and Support*



*With Progressive Support Technology (PST)
for Custom Comfort*

User Instruction Manual & Warranty

HUDSON
MEDICAL PRODUCTS

ADJUSTABLE SKIN PROTECTION & POSITIONING – K0736 & K0737

HUDSON
PRESSURE+EEZ®

THE REHAB™

Adjustable Wheelchair Cushion

*For Adjustable Pressure Relief
Management and Position Control*

Molded Foam Core with (PST) Progressive Support Technology

PST produces the right degree of cushion firmness. Smaller, lightweight clients receive a softer more compliant cushion, average weight clients a medium firmness and larger heavier clients receive a firmer more supportive cushion. The unique construction of high resilient (HR) molded foam provides maximum stabilization, positioning, pressure relief and correct seating posture.


Poly-Lite™ Pressure Relief Bladders

The inner liner membrane has bladders filled with Poly-Lite™. A unique proprietary super lightweight microspherical polymer that provides the lowest pressure readings while seated reducing the likelihood of pressure sores. Poly-Lite™ weighs 25% the weight of gel, silicone or water and will not freeze, heat up, evaporate, dry out, harden, separate, bottom-out, support a flame and is non-toxic.

Rehab™ Cushion Cover

Outer cover is a removable, washable, flame retardant, stretch polyester knit to reduce interface pressure and shearing. It is constructed with a vapor permeable moisture proof urethane backing and a non-slip bottom for comfort and safety.

PST SIZE RANGES	
Firmness	Cushion Width
Soft	10" to 14"
Medium	16" to 18"
Firm	20" to 24"



Use and Application of The Rehab™ Cushion for Positioning for Pressure Relief and Comfort

The Pressure EEZ® Rehab™ Adjustable Wheelchair Cushion is uniquely designed using a high resilient custom molded foam core in all popular sizes to position the body for correct seating posture with a leg abduction post to prevent hip rotation and abrasion. The molded foam core is covered in a removable protective urethane membrane with self contained pressure relief Poly-Lite™ pads in the ischial and coccyx areas. If seating pressure and/or position problems still exist, remove the urethane membrane and insert one or more of the adjustable components onto the molded foam core.

How to Customize the Pressure EEZ® Rehab™ Adjustable Wheelchair Cushion

Simply remove the outer cover and one or more of the following components can be inserted into the molded core for supplemental pressure relief or positioning support.



Removable Inner Liner

Easily removed the inner urethane protective liner with the self-contained Poly-Lite™ pressure relief bladders.



Molded High Resilient Foam Base

Molded foam base with progressive support technology may be custom cut if necessary (electric knife recommended) for special sizing. Examples: to reduce seating height for drop seat; for leg length adjustment when one leg is shorter and to curve a leg trough when one hip lacks flexion.



Obliquity Adjuster Pad

Placed directly into the ischial cavity will reduce the depth of the ischial and coccyx areas. Custom cut the pad in half and/or on an angle and place into the ischial cavity when instability exist or for pelvic obliquity which aligns the hips when one hip sits lower than the other.



Poly-Lite™ Pressure Relief Pads

Two supplemental Poly-Lite™ pressure relief pads can be inserted into the ischial tuberosity and coccyx cavity to prevent bottoming out. The pads can be used in any area to reduce pressure points. The supplemental Poly-Lite™ Pads can also assist seat positioning (like the Obliquity Pads) to align the hips.

Posterior Rotation Control Wedges

Place wedge(s) in the posterior ischial cavity to increase hip flexion and position the hips from sliding forward to prevent slouching or kyphotic tendency.

