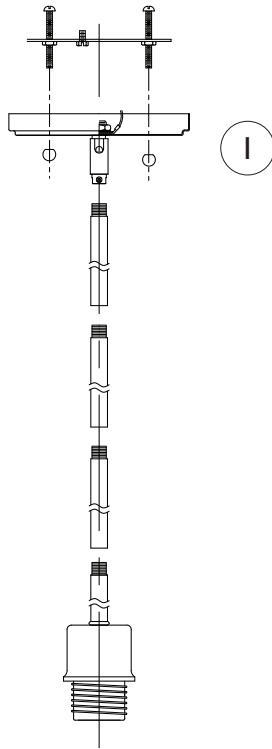


Assembly Instructions For

F2754


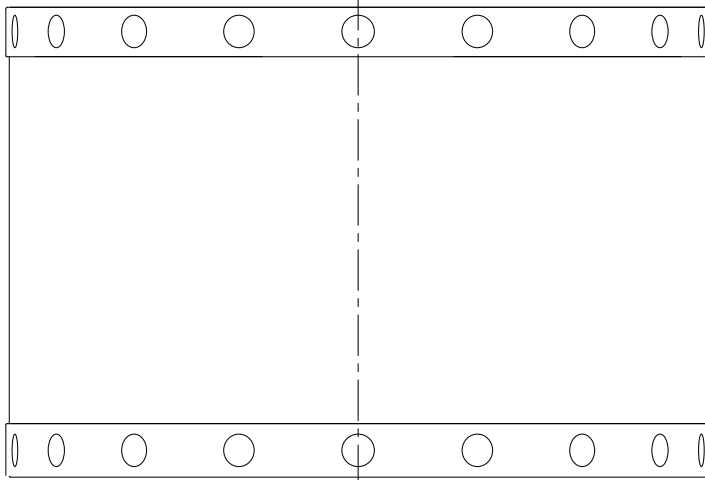
(E) 5/2012



IMPORTANT
TURN OFF THE POWER AT THE MAIN FUSE
OR CIRCUIT BREAKER BOX
BEFORE STARTING INSTALLATION

Carefully unpack and identify all parts before assembly. Bulb not included.

1. Follow enclosed supplement installation instructions for electrical and fixture installation onto house outlet box. If you do not have an outlet box at desired location to attach the fixture then hire a qualified electrician to create one.
2. Install shade by fastening with counter ring.
3. Install light bulb (included). See relamping label at socket area for type and maximum allowed wattage.



FEISS[®]

EST. 1955