

lifetime limited warranty

Your Drive brand product is warranted to be free of defects in materials and workmanship for the lifetime of the original consumer purchaser.

This device was built to exacting standards and carefully inspected prior to shipment. This Lifetime Limited Warranty is an expression of our confidence in the materials and workmanship of our products and our assurance to the consumer of years of dependable service.

This warranty does not cover device failure due to owner misuse or negligence, or normal wear and tear. The warranty does not extend to non-durable components, such as rubber accessories, casters, and grips, which are subject to normal wear and need periodic replacement.

If you have a question about your Drive device or this warranty, please contact an authorized Drive dealer.



© 2012 Medical Depot, Inc. All rights reserved.
Drive is a trademark of Medical Depot, Inc.
Port Washington N.Y. 11050 USA Made in China

half length bed rail,
no gap style

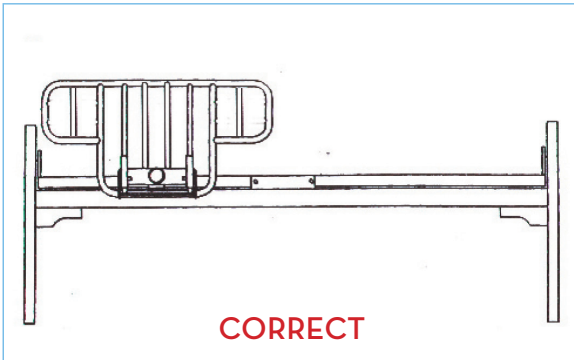
driveTM



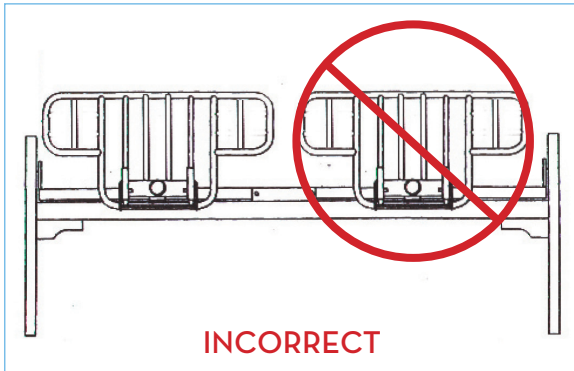
EU Authorized Representative
Drive Medical LTD
Ainley's Industrial Estate
Elland, West Yorkshire,
United Kingdom HX5 9JP

www.drivemedical.com

mounting instructions



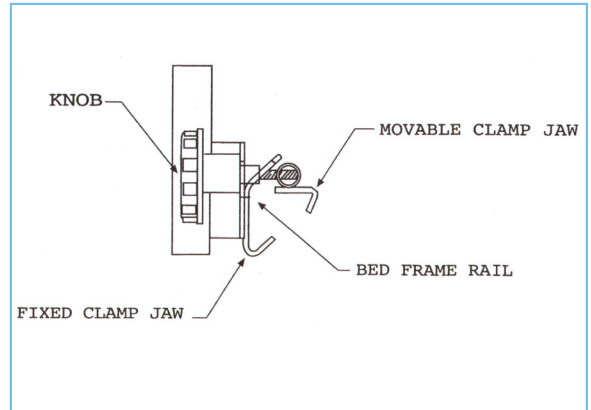
When installing bed rail, only place one (1) rail on bed per side.



DO NOT place 2 bed rails on the same side of the bed as shown above.

**- WARNING -
INCORRECT MOUNTING MAY
CAUSE INJURY OR DEATH**

figure 1



**READ INSTRUCTIONS CAREFULLY
BEFORE INSTALLING.**

1. Align fixed clamp jaw in front of bed frame rail as shown in Figure 1.
2. Align movable clamp jaw on top of bed frame rail, and turn knob clockwise until clamp is tight, securing safety rail to bed frame rail.