



PERA 9

120V PENDANTS

CHOICE
COLLECTION
location:
DAMP

SPECIFICATIONS:

DESCRIPTION

Cord-hung, cable-hung or stem-mount pendant with handcrafted glass diffuser.

LAMPING

Standard: 100W A19 120V incandescent, suitable for dimming, not included.

CFL: 26W 4-Pin CFL with non-dimming electronic ballast. 120V, lamp not included.

GU24 CFL: Self-ballasted GU24 lampholders. 26W max, 120V, lamp not included.

LED: 10W GU24 LED Lamp 120V, dimmable, included.

DIFFUSER

Shade shall be handcrafted glass of various decors. 56" Dia. x 9.5" H

Opening sizes: 44mm min. (top), 95mm min. (bottom), 3x10mm holes.

SUSPENSION

Cord-hung: 10' SVT-type cord, complete with 5" decorative sleeve at the socketholder. Jacket coordinates with metal finish. Available on 1, 3 or 6 light canopies, shown on next page. Plated stamped steel construction. Bronze or Satin Nickel.

Cable-hung: 1x 10' aircraft-quality stainless steel cable support with 10' AWM-type cord. Jacket coordinates with metal finish. 5" Dia. dome canopy is plated stamped steel. Bronze or Satin Nickel.

Stem-mount: 4 connectable stem sections (3", 6", 12" and 18" lengths), 10' max. 5" Dia. canopy (with swivel) and stem sections are plated steel. Bronze or Satin Nickel.

MOUNTING

Installs directly to a 4" octagonal ceiling box. Suitable for sloped ceilings.


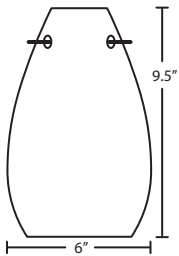
LABELS

UL or ETL Listed. Suitable for Damp Locations (interior use only).

Consult factory concerning lower wattage labeling for energy requirements.



PERA 9 SHOWN IN CARRERA (412619) WITH STEM MOUNT & HONEY (4126HN)



For ordering information, see next page

All dimensions provided are nominal.
Allowance must be made for dimensional tolerance in handcrafted glasses.

REV 10/14



PERA 9

120V PENDANTS

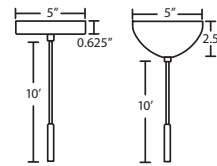
ORDERING:

CONNECTION	GLASS OPTIONS	LAMP OPTIONS	METAL FINISH	OPTIONS
Cord Fixture	412607 Opal Matte	(blank) 100W A19 Incan	BR Bronze	L 15' cord
1JC 1 Lt. Dome	412618 Amber Cloud	I1 26W TBX 120V	SN Satin Nickel	LW Low wattage labeling
1JT 1 Lt. Flat	412619 Carrera	R1 26W TBX 277V		
	412641 Garnet	GU24 26W GU24 120V		
Cable Fixture	412680 Amber Matte	LED 10W LED 120V, dimmable		
1KX 1 Lt. Dome	412686 Blue Cloud			
	4126CE Ceylon			
Stem Fixture	4126HB Habanero			
1TT 1 Lt. Flat	4126HN Honey			
	4126MA Magma			
	4126MG Marble Grigio			
	4126VM Vanilla Matte			

Ex. 1JC-4126HB-BR
Pera 9 Pendant w/ Habanero Glass,
Bronze Finish

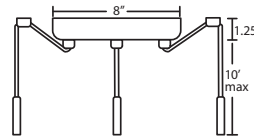
PENDANT OPTIONS:

MONOPOINT PENDANT CANOPY



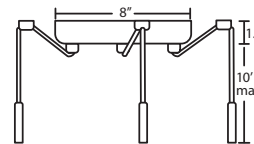
- Flat or Dome Canopy styles. Dome style allows adjustment without cutting cord.
- Suitable for sloped ceilings
- Cord: 10' SVT, 5" sleeve at socketholder (V Series utilizes SJT-type)
- Bronze or Satin Nickel

3BB or 3JB 3 LIGHT LINEAR CANOPY



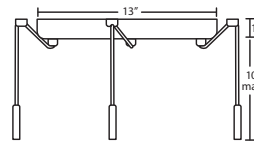
- 2x stemhooks included
- Suitable for sloped ceilings
- Cords: 10' SVT, 5" sleeve at socketholder
- Bronze or Satin Nickel

3BC or 3JC 3 LIGHT ROUND CANOPY



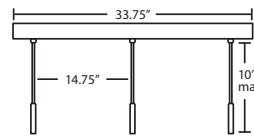
- 3x stemhooks included
- Suitable for sloped ceilings
- Cords: 10' SVT, 5" sleeve at socketholder
- Bronze or Satin Nickel

3BW or 3JW 3 LIGHT LARGE ROUND CANOPY



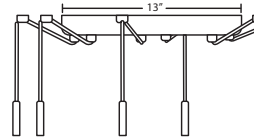
- 3x stemhooks included
- Suitable for sloped ceilings
- Cords: 10' SVT, 5" sleeve at socketholder
- Bronze or Satin Nickel

3BV or 3JV 3 LIGHT BAR CANOPY



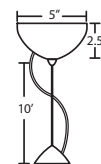
- Some offset installation possible
- Suitable for sloped ceilings
- Cords: 10' SVT, 5" sleeve at socketholder
- Bronze or Satin Nickel

6BC or 6JC 6 LIGHT ROUND CANOPY



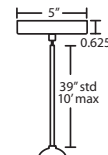
- 6x stemhooks included
- Suitable for sloped ceilings
- Cords: 10' SVT, 5" sleeve
- Bronze or Satin Nickel

CABLE-HUNG PENDANT



- 1x 10' aircraft-quality stainless steel cable
- Suitable for sloped ceilings
- 1x lampholder
- 4-pin CFL options available
- Cord: 10' AWM-type provided
- Bronze or Satin Nickel

STEM PENDANT



- Swivel at canopy, suitable for sloped ceilings
- Includes telescoping section plus 4 connectable stem sections, (1x 3', 1x 6', 1x 12', 1x 18"), 10' max
- Bronze or Satin Nickel

LED 120V PENDANTS:

- Internal driver integrated in the lamp, GU24 base
- Total power of only 10 watts
- Dimmable with a standard dimmer
- Rated life: 30,000 hours
- Frosted acrylic diffuser
- 800 lumens
- CCT: 2800° Kelvin
- CRI: 80+

ACCESSORIES:

ADDITIONAL STEM SECTIONS:

Additional connecting stems are available to increase overall length, up to 10' max. Telescoping adjustable section allows up to 3" movement.

- T20A-SN or T20A-BR Adj. Section
- T203-SN or T203-BR 3" Section
- T206-SN or T206-BR 6" Section
- T212-SN or T212-BR 12" Section
- T218-SN or T218-BR 18" Section

LONGER CORD LENGTHS:

Longer cord length of 15' available. Add an "L" to the end of the item number, i.e. 1JC-169707-SNL.

CORD SLEEVES:

If concealing the cord is desired, order our 0.25" dia. metal sleeves. Each sleeve is 18" long and may be field cut.

- T118-SN Satin Nickel
- T118-BR Bronze

STEMHOOKS:

Suspension hooks allow cord drops to be placed wherever desired. Suitable for sloped ceilings.

- T103BR Bronze
- T103SN Satin Nickel

HOW TO ORDER A MULTILIGHT FIXTURE

To order, simply place the 3 character multilight code (shown to the right) as the cord fixture option:

Example: 3BC-493007-SN
3 Light round, Copa Opal glass, Satin Nickel finish

Project Information: