



JORDO

120V PENDANTS



SPECIFICATIONS:

DESCRIPTION

Cable-hung or stem-mount pendant with handcrafted glass diffuser.

LAMPING

Standard: 150W A21 120V incandescent, suitable for dimming, not included.

CFL: 26W 4-Pin CFL with non-dimming electronic ballast. 120V, lamp not included.

GU24 CFL: Self-ballasted GU24 lampholders. 26W max, 120V, lamp not included.

LED: 10W GU24 LED Lamp 120V, dimmable, included.

DIFFUSER

Shade shall be handcrafted glass of Opal Matte decor. 14.5" Dia. x 11.375" H

Opening sizes: 44mm top.

SUSPENSION

Cable-hung: 1x 10' aircraft-quality stainless steel cable support with 10' AWM-type cord. Jacket coordinates with metal finish. 5" Dia. dome canopy is plated stamped steel. Bronze or Satin Nickel.

Stem-mount: 4 connectable stem sections (3", 6", 12" and 18" lengths), 10' max. 5" Dia. canopy (with swivel) and stem sections are plated steel. Bronze or Satin Nickel.

MOUNTING

Installs directly to a 4" octagonal ceiling box. Suitable for sloped ceilings.

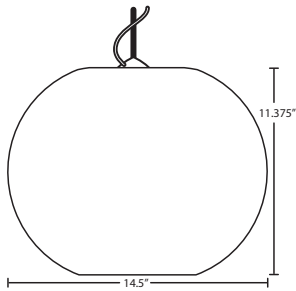
LABELS

UL or ETL Listed. Suitable for Damp Locations (interior use only).

Consult factory concerning lower wattage labeling for energy requirements.



JORDO SHOWN IN OPAL MATTE (477507)



For ordering information, see next page

All dimensions provided are nominal.
Allowance must be made for dimensional tolerance in handcrafted glasses.

REV 10/14



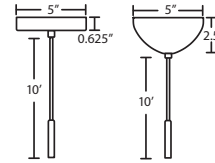
ORDERING:

CONNECTION	GLASS OPTIONS	LAMP OPTIONS	METAL FINISH	OPTIONS
Cable Fixture 1KX 1 Lt. Dome	477507 Opal Matte	(blank) 150W A21 Incan H1 26W Quad 120V Q1 26W Quad 277V	BR Bronze SN Satin Nickel	L 15' cord LW Low wattage labeling
Stem Fixture 1TT 1 Lt. Flat		GU24 26W GU24 120V LED 10W LED 120V, dimmable		

Ex. **1KX-477507-SN**
Jordo Pendant w/ Opal Matte Glass,
Satin Nickel Finish

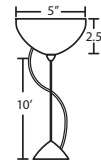
PENDANT OPTIONS:

CORD-HUNG PENDANTS



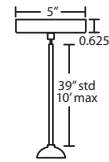
- Flat or Dome Canopy styles. Dome style allows adjustment without cutting cord.
- Suitable for sloped ceilings
- Cord: 10' SJT, 5" sleeve at socketholder
- Black or White finish

CABLE-HUNG PENDANT



- 1x 10' aircraft-quality stainless steel cable
- Suitable for sloped ceilings
- 1x lampholder
- 4-pin CFL options available
- Cord: 10' AWM-type provided
- Bronze or Satin Nickel

STEM PENDANT



- Swivel at canopy, suitable for sloped ceilings
- Includes telescoping section plus 4 connectable stem sections, (1x 3", 1x 6", 1x 12", 1x 18"), 10' max
- Bronze or Satin Nickel

LED 120V PENDANTS:

- Internal driver integrated in the lamp, GU24 base
- Total power of only 10 watts
- Dimmable with a standard dimmer
- Rated life: 30,000 hours
- Frosted acrylic diffuser
- 800 lumens
- CCT: 2800° Kelvin
- CRI: 80+

ACCESSORIES:

ADDITIONAL STEM SECTIONS:

Additional connecting stems are available to increase overall length, up to 10' max. Telescoping adjustable section allows up to 3" movement.

- T20A-SN** or **T20A-BR** Adj. Section
- T203-SN** or **T203-BR** 3" Section
- T206-SN** or **T206-BR** 6" Section
- T212-SN** or **T212-BR** 12" Section
- T218-SN** or **T218-BR** 18" Section

Project Information:

Empty box for project information.