

SPECIFICATIONS:**DESCRIPTION**

Flush-mounted round ceiling luminaires, featuring handcrafted glass.
Three sizes available.

LAMPING

Standard is 60W A19 120V incandescent, suitable for dimming.

CFL: Standard 4-Pin CFL with non-dimming electronic ballasts.

SB-CFL: Self-ballasted GU-24 lampholders. 13W max.

Consult factory for other CFL configurations.

Lamps not included.

DIFFUSER

Handcrafted glass diffuser is available in White or Carrera decors.

CONSTRUCTION

Glass diffuser is secured to fitter with "twist & lock" bayonet action. Stamped aluminum fitter is powder coated white.

MOUNTING

Installs directly to a 4" octagonal outlet box, centered on fixture.

90°C supply wire required for incandescent lamping. May be wall mounted for interior use only.

LABELS

UL or ETL Listed. Suitable for Damp Locations. Interior or Exterior Use.
(Locations protected from direct precipitation)

White



Carrera



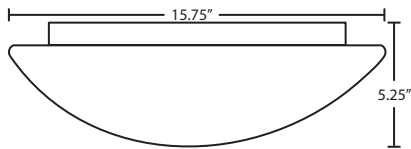
For ordering information, see next page

All dimensions provided are nominal.
Allowance must be made for dimensional tolerance in handcrafted glasses.

REV 7/10

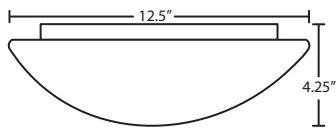
ORDERING:

Nova 16: #9770



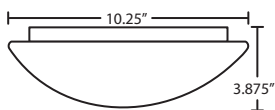
9	7	7	0			C	-	L
Fixture		Decor						Lamping
9770 15.75" Dia.		07 White						() 3x 60W A19 Incand.
		19 Carrera						H2 2x 26W Quad 120V
								Q2 2x 26W Quad 277V
								V3 3x 13W GU-24 120V

Nova 13: #9771



9	7	7	1			C	-	L
Fixture		Decor						Lamping
9771 12.5" Dia.		07 White						() 2x 60W A19 Incand.
		19 Carrera						D2 2x 13W Quad 120V
								M2 2x 13W Quad 277V
								V2 2x 13W GU-24 120V

Nova 10: #9772



9	7	7	2			C	-	L
Fixture		Decor						Lamping
9772 10.25" Dia.		07 White						() 1x 60W A19 Incand.
		19 Carrera						D1 1x 13W Quad 120V
								M1 1x 13W Quad 277V
								V1 1x 13W GU-24 120V

Project Information: