

## SPECIFICATIONS:

### DESCRIPTION

Flush-mounted round ceiling luminaires, featuring handcrafted glass.

### MOUNTING

Installs directly to a 4" octagonal outlet box, centered on fixture. 90°C supply wire required for incandescent lamping.

### LAMPING

Standard is 60W A19 incandescent, with optional compact fluorescent configurations.

### CONSTRUCTION

Glass diffuser is secured to fitter with "twist & lock" bayonet action. Stamped aluminum fitter is powder coated white.

### DIFFUSER

Glass diffuser is available in White, Carrera, White Raindrop or White Crackle decor.

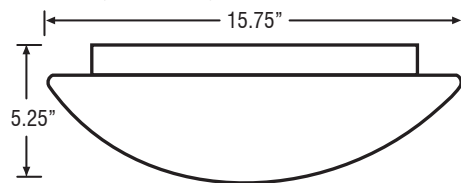
### LABELS

UL listed. Suitable for Damp Locations. Interior or Exterior Use. (Locations protected from direct precipitation)




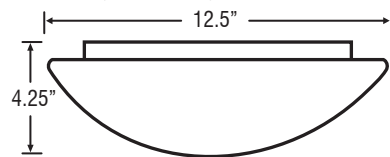
### 9770xxC:

3x 60W A19 (or CFL options)



### 9771xxC:

2x 60W A19 (or CFL options)



07 White      19 Carrera      71 White Raindrop      78 White Crackle

### Project Information:

## ORDERING:

| 9             | 7       | 7    | 0  |                |         | C                    | -                |  |  |
|---------------|---------|------|----|----------------|---------|----------------------|------------------|--|--|
| Fixture Style |         |      |    | Glass Decor    |         |                      | (Lamping Option) |  |  |
| 9770          | 19.625" | Dia. | 07 | White          | (blank) | Incandescent         |                  |  |  |
|               |         |      | 19 | Carrera        | A2      | 2x 9W Quad Mag 120V  |                  |  |  |
|               |         |      | 71 | White Raindrop | B2      | 2x 13W Quad Mag 120V |                  |  |  |
|               |         |      | 78 | White Crackle  | D2      | 2x 13W Quad 120V     |                  |  |  |
|               |         |      |    |                | E2      | 2x 18W Quad 120V     |                  |  |  |
|               |         |      |    |                | F2      | 2x 18W TBX 120V      |                  |  |  |
|               |         |      |    |                | H2      | 2x 26W Quad 120V     |                  |  |  |
|               |         |      |    |                | I2      | 2x 26W TBX 120V      |                  |  |  |
|               |         |      |    |                | K1      | 1x 32W TBX 120V      |                  |  |  |
|               |         |      |    |                | L1      | 1x 42W TBX 120V      |                  |  |  |
|               |         |      |    |                | M2      | 2x 13W Quad 277V     |                  |  |  |
|               |         |      |    |                | N2      | 2x 18W Quad 277V     |                  |  |  |
|               |         |      |    |                | O2      | 2x 18W TBX 277V      |                  |  |  |
|               |         |      |    |                | Q2      | 2x 26W Quad 277V     |                  |  |  |
|               |         |      |    |                | R2      | 2x 26W TBX 277V      |                  |  |  |
|               |         |      |    |                | T1      | 1x 32W TBX 277V      |                  |  |  |
|               |         |      |    |                | U1      | 1x 42W TBX 277V      |                  |  |  |

| 9             | 7     | 7    | 1  |                |         | C                    | -                |  |  |
|---------------|-------|------|----|----------------|---------|----------------------|------------------|--|--|
| Fixture Style |       |      |    | Glass Decor    |         |                      | (Lamping Option) |  |  |
| 9771          | 12.5" | Dia. | 07 | White          | (blank) | Incandescent         |                  |  |  |
|               |       |      | 19 | Carrera        | A2      | 2x 9W Quad Mag 120V  |                  |  |  |
|               |       |      | 71 | White Raindrop | B2      | 2x 13W Quad Mag 120V |                  |  |  |
|               |       |      | 78 | White Crackle  | D2      | 2x 13W Quad 120V     |                  |  |  |
|               |       |      |    |                | E1      | 1x 18W Quad 120V     |                  |  |  |
|               |       |      |    |                | F1      | 1x 18W TBX 120V      |                  |  |  |
|               |       |      |    |                | I1      | 1x 26W TBX 120V      |                  |  |  |
|               |       |      |    |                | K1      | 1x 32W TBX 120V      |                  |  |  |
|               |       |      |    |                | M2      | 2x 13W Quad 277V     |                  |  |  |
|               |       |      |    |                | N1      | 1x 18W Quad 277V     |                  |  |  |
|               |       |      |    |                | O1      | 1x 18W TBX 277V      |                  |  |  |
|               |       |      |    |                | R1      | 1x 26W TBX 277V      |                  |  |  |
|               |       |      |    |                | T1      | 1x 32W TBX 277V      |                  |  |  |

Glass dimensions provided are nominal. Allowance must be made for dimensional tolerance in handcrafted glasses.

REVISED 10/08