

SPECIFICATIONS:

DESCRIPTION

Flush-mounted round ceiling luminaires, featuring handcrafted glass.

MOUNTING

Installs directly to a 4" octagonal outlet box, centered on fixture. 90°C supply wire required for incandescent or halogen lamping.

LAMPING

967 Series standard is 150W double-ended halogen.
968 Series standard is 100W A19 incandescent, with optional compact fluorescent configurations.

CONSTRUCTION

Steel pan with white baked enamel finish. Three clips, available in Bronze, Chrome, Satin Gold, Satin Nickel or White, secure the glass diffuser to the pan.

DIFFUSER

Glass diffuser is available in White, Kandi, Frost Ribbed, White Starpoint, White Raindrop or White Crackle decor.

LABELS

UL listed. Suitable for Damp Locations. (Interior Use Only)



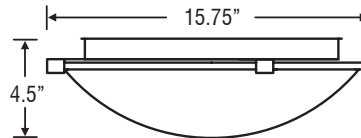
9670 & 9680:

9670: 2x 150W Halogen
9680: 3x 100W A19 (or CFL options)




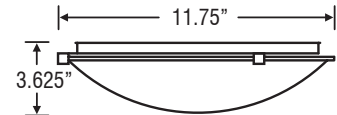
9671 & 9681:

9671: 1x 150W Halogen
9681: 2x 100W A19 (or CFL options)



9672 & 9682:

9672: 1x 150W Halogen
9682: 1x 100W A19 (or CFL options)



For ordering information, see page back.

Project Information:

CLIP FINISHES:



Glass dimensions provided are nominal. Allowance must be made for dimensional tolerance in handcrafted glasses.

REVISED 10/08

968 SERIES

INCANDESCENT/CFL ORDERING:

| 9 6 8 0 | | | | |
|------------------|--------------------|-------------------------|-----------------|--|
| Fixture Style | Glass Decor | (Lamping Option) | Clip Finish | |
| 9680 19.75" Dia. | 07 White | (blank) Incandescent | BR Bronze | |
| | 25 Frost Ribbed | A3 3x 9W Quad Mag 120V | CR Chrome | |
| | 52 Marble | B3 3x 13W Quad Mag 120V | SG Satin Gold | |
| | 53 White Starpoint | C3 3x 13W Twin Mag 120V | SN Satin Nickel | |
| | 71 White Raindrop | D2 2x 13W Quad 120V | WH White | |
| | | E2 2x 18W Quad 120V | | |
| | | F2 2x 18W TBX 120V | | |
| | | H2 2x 26W Quad 120V | | |
| | | I2 2x 26W TBX 120V | | |
| | | K2 2x 32W TBX 120V | | |
| | | L1 1x 42W TBX 120V | | |
| | | M2 2x 13W Quad 277V | | |
| | | N2 2x 18W Quad 277V | | |
| | | O2 2x 18W TBX 277V | | |
| | | Q2 2x 26W Quad 277V | | |
| | | R2 2x 26W TBX 277V | | |
| | | T2 2x 32W TBX 277V | | |
| | U1 1x 42W TBX 277V | | | |

| 9 6 8 1 | | | | |
|------------------|--------------------|-------------------------|-----------------|--|
| Fixture Style | Glass Decor | (Lamping Option) | Clip Finish | |
| 9681 15.75" Dia. | 07 White | (blank) Incandescent | BR Bronze | |
| | 25 Frost Ribbed | A2 2x 9W Quad Mag 120V | CR Chrome | |
| | 52 Marble | B2 2x 13W Quad Mag 120V | SG Satin Gold | |
| | 53 White Starpoint | C2 2x 13W Twin Mag 120V | SN Satin Nickel | |
| | 71 White Raindrop | D2 2x 13W Quad 120V | WH White | |
| | | E2 2x 18W Quad 120V | | |
| | | F2 2x 18W TBX 120V | | |
| | | H2 2x 26W Quad 120V | | |
| | | I2 2x 26W TBX 120V | | |
| | | K2 2x 32W TBX 120V | | |
| | | L1 1x 42W TBX 120V | | |
| | | M2 2x 13W Quad 277V | | |
| | | N2 2x 18W Quad 277V | | |
| | | O2 2x 18W TBX 277V | | |
| | | Q2 2x 26W Quad 277V | | |
| | | R2 2x 26W TBX 277V | | |
| | | T2 2x 32W TBX 277V | | |
| | U1 1x 42W TBX 277V | | | |

| 9 6 8 2 | | | | |
|------------------|--------------------|-------------------------|-----------------|--|
| Fixture Style | Glass Decor | (Lamping Option) | Clip Finish | |
| 9682 11.75" Dia. | 07 White | (blank) Incandescent | BR Bronze | |
| | 25 Frost Ribbed | A1 1x 9W Quad Mag 120V | CR Chrome | |
| | 52 Marble | B1 1x 13W Quad Mag 120V | SG Satin Gold | |
| | 53 White Starpoint | D1 1x 13W Quad 120V | SN Satin Nickel | |
| | 71 White Raindrop | E1 1x 18W Quad 120V | WH White | |
| | | F1 1x 18W TBX 120V | | |
| | | I1 1x 26W TBX 120V | | |
| | | M1 1x 13W Quad 277V | | |
| | | N1 1x 18W Quad 277V | | |
| | | O1 1x 18W TBX 277V | | |
| | | R1 1x 26W TBX 277V | | |

967 SERIES

HALOGEN ORDERING:

| 9 6 7 0 | | | | |
|------------------|--------------------|------------------|-----------------|--|
| Fixture Style | Glass Decor | (Lamping Option) | Clip Finish | |
| 9670 19.75" Dia. | 07 White | (blank) Halogen | BR Bronze | |
| | 25 Frost Ribbed | | CR Chrome | |
| | 52 Marble | | SG Satin Gold | |
| | 53 White Starpoint | | SN Satin Nickel | |
| | 71 White Raindrop | | WH White | |

| 9 6 7 1 | | | | |
|------------------|--------------------|------------------|-----------------|--|
| Fixture Style | Glass Decor | (Lamping Option) | Clip Finish | |
| 9671 15.75" Dia. | 07 White | (blank) Halogen | BR Bronze | |
| | 25 Frost Ribbed | | CR Chrome | |
| | 52 Marble | | SG Satin Gold | |
| | 53 White Starpoint | | SN Satin Nickel | |
| | 71 White Raindrop | | WH White | |

| 9 6 7 2 | | | | |
|------------------|--------------------|------------------|-----------------|--|
| Fixture Style | Glass Decor | (Lamping Option) | Clip Finish | |
| 9672 11.75" Dia. | 07 White | (blank) Halogen | BR Bronze | |
| | 25 Frost Ribbed | | CR Chrome | |
| | 52 Marble | | SG Satin Gold | |
| | 53 White Starpoint | | SN Satin Nickel | |
| | 71 White Raindrop | | WH White | |



Besa halogen fixtures are equipped with thermal cut-off devices. This safety feature is designed to prevent unsafe operation due to over-lamping wattage or other overheating conditions. See page 254 for more information.