

location:
DRY

SPECIFICATIONS:

DESCRIPTION

Low voltage mini pendant with handcrafted glass.
Includes Quick-Connect jack.

LED Pendant also available, see website

LAMPING

50W Low pressure halogen GY6.35 12V Bi-Pin lamp, included.
Suitable for use in an open fixture. Optional lamp shield also available.

DIFFUSER

Shade shall be handcrafted glass of various decors.
Diameter of 4.5" and height of 6.5"

CORD

Standard cord is 10' field-adjustable coaxial type with teflon jacket and decorative sleeve at the socketholder. Jacket tint coordinates with metal finish. Cords also available in 36", 48" or 15' lengths.

QUICK-CONNECT JACK

Quick-Connect jack is compatible with Besa Rail Adapter, or Quick-Connect canopies (order separately).

METAL FINISH


Glass retainer hardware, sleeve and Quick-Connect jack are finished in either Bronze or Satin Nickel.

ELEMENT OPTIONS

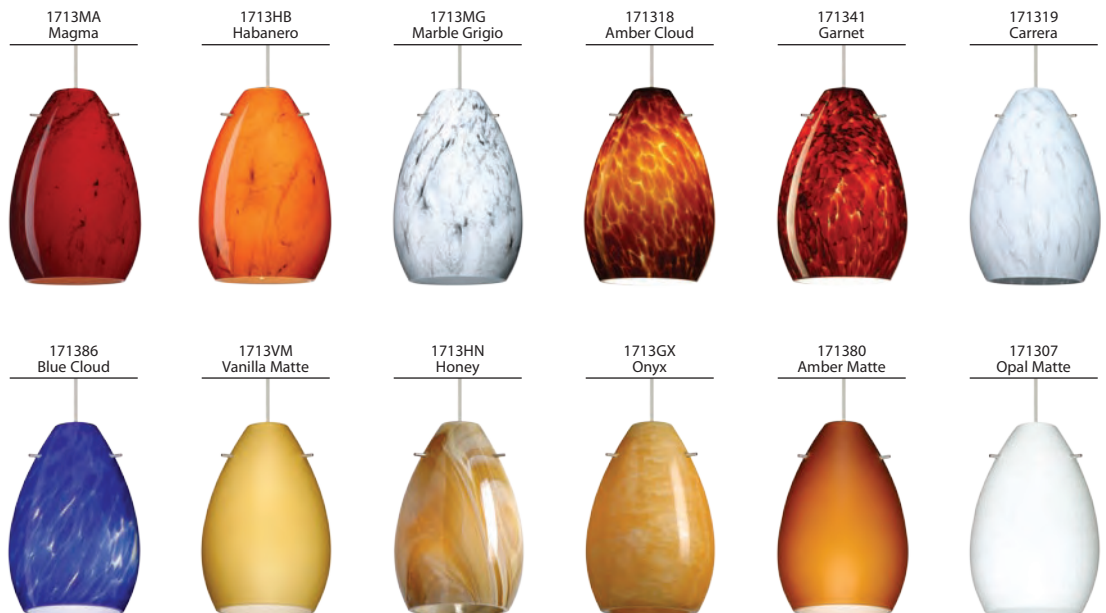
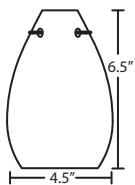
Refer to next page. Available as Quick-Connect element only, or with Rail Adapter for use with Besa Monorail, or with 1 light Quick-Connect canopy.

LABELS

ETL or UL Listed. Suitable for Dry Locations (interior use only).



Glass Dimensions:



For ordering information, see next page

All dimensions provided are nominal.
Allowance must be made for dimensional tolerance in handcrafted glasses.

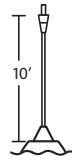
REV 7/10

ORDERING:

Quick-Connect Options	Decor	Metal Finish
XP Jack Only	171307 Opal Matte	BR Bronze
RXP Rail-Ready	171318 Amber Cloud	SN Satin Nickel
1XP 1 Lt. Flat Canopy	171319 Carrera	
	171341 Garnet	
	171380 Amber Matte	
	171386 Blue Cloud	
	1713CE Ceylon	
	1713GX Onyx	
	1713HB Habanero	
	1713HN Honey	
	1713MA Magma	
	1713MG Marble Grigio	
	1713VM Vanilla Matte	

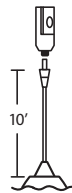
PENDANT OPTIONS:

XP Pendant Element Only



- Pendant Shade and Cord/Socket Set
- 10' Field-adjustable braided coaxial-type cord with a teflon jacket (clear or bronze tint coordinates with metal finish)
- Quick-Connect Jack provided
- Compatible with Besa Canopies and Rail Adapter
- Bronze or Satin Nickel metal finishes

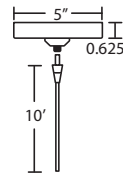
RXP Pendant + Rail Adapter



READY FOR RAIL

- Pendant Shade and Cord/Socket Set, plus Rail Adapter
- 10' Field-adjustable braided coaxial-type cord with a teflon jacket (clear or bronze tint coordinates with metal finish)
- Quick-Connect Jack provided
- Compatible with Besa Monorail System
- Bronze or Satin Nickel metal finishes

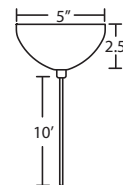
1XP Pendant + Monopoint Flat Canopy



- Pendant Shade and Cord/Socket Set, plus Flat Canopy
- 1x electronic 60W dimmable transformer, fits partially in junction box
- 10' Field-adjustable braided coaxial-type cord with a teflon jacket (clear or bronze tint coordinates with metal finish)
- Quick-Connect Jack provided
- Integral Quick-Connect adapter
- Bronze or Satin Nickel metal finishes

Also Available: Fixed-Connect Pendant

1XC 1 Light Pendant



NO CORD CUTTING REQUIRED

- Suitable for use on sloped ceilings
- 1x electronic 60W dimmable 120V transformer
- Installs to standard 4" octagonal junction box
- Bronze or Satin Nickel metal finishes
- **OPTIONAL:** 277V transformer
For commercial applications, contact factory

3Ft. CORD LENGTH:
For 36" cord,
add an "3" to the end
of the item number,
i.e. 1XP-174352-SN3.

4Ft. CORD LENGTH:
For 48" cord,
add an "4" to the end
of the item number,
i.e. 1XP-174352-SN4.

15Ft. CORD LENGTH:
For longer 15' cord,
add an "L" to the end
of the item number,
i.e. 1XP-174352-SNL.

Project Information:

MORE MOUNTING OPTIONS:

- Besa quick-connect canopies, order separately
- 3Lt Linear: T23BQ 3Lt Round: T23XQ 3Lt Lrg. Rnd: T23XL 6Lt Round: T26XQ
- 1Lt Dome: T21MQ 3Lt Bar: T23VQ 4Lt Bar: T24VQ
- Besa Monorail system, order separately