

**SPECIFICATIONS:****DESCRIPTION**

Low voltage mini pendant with handcrafted glass.  
Includes Quick-Connect jack.

**LAMPING**

50W Low pressure halogen GY6.35 12V Bi-Pin lamp, included.  
Suitable for use in an open fixture. Optional lamp shield also available.

**DIFFUSER**

Shade shall be handcrafted glass in Opal Matte finish.  
Diameter of 4.75" and height of 3"

**CORD**

Standard cord is 10' field-adjustable coaxial type with teflon jacket  
and decorative sleeve at the socketholder. Jacket tint coordinates  
with metal finish. Cords also available in 36", 48" or 15' lengths.

**QUICK-CONNECT JACK**

Quick-Connect jack is compatible with Besa Rail Adapter,  
or Quick-Connect canopies (order separately).

**METAL FINISH**

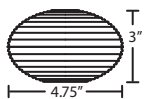
Glass retainer hardware, sleeve and Quick-Connect jack  
are finished in either Bronze or Satin Nickel.

**ELEMENT OPTIONS**

Refer to next page. Available as Quick-Connect element only,  
or with Rail Adapter for use with Besa Monorail, or with 1 light  
Quick-Connect canopy.

**LABELS**

ETL or UL Listed. Suitable for Dry Locations (interior use only).

**Glass Dimensions:****For ordering information, see next page**

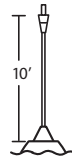
All dimensions provided are nominal.  
Allowance must be made for dimensional tolerance in handcrafted glasses.

## ORDERING:

Quick-Connect Options	Decor	Metal Finish
<b>XP</b> Jack Only	<b>561207</b> Opal Matte	<b>BR</b> Bronze
<b>RXP</b> Rail-Ready		<b>SN</b> Satin Nickel
<b>1XP</b> 1 Lt. Flat Canopy		

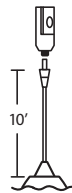
## PENDANT OPTIONS:

### XP Pendant Element Only



- Pendant Shade and Cord/Socket Set
- 10' Field-adjustable braided coaxial-type cord with a teflon jacket (clear or bronze tint coordinates with metal finish)
- Quick-Connect Jack provided
- Compatible with Besa Canopies and Rail Adapter
- Bronze or Satin Nickel metal finishes

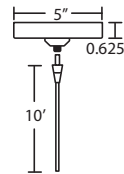
### RXP Pendant + Rail Adapter



#### READY FOR RAIL

- Pendant Shade and Cord/Socket Set, plus Rail Adapter
- 10' Field-adjustable braided coaxial-type cord with a teflon jacket (clear or bronze tint coordinates with metal finish)
- Quick-Connect Jack provided
- Compatible with Besa Monorail System
- Bronze or Satin Nickel metal finishes

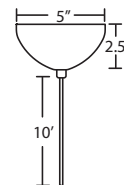
### 1XP Pendant + Monopoint Flat Canopy



- Pendant Shade and Cord/Socket Set, plus Flat Canopy
- 1x electronic 60W dimmable transformer, fits partially in junction box
- 10' Field-adjustable braided coaxial-type cord with a teflon jacket (clear or bronze tint coordinates with metal finish)
- Quick-Connect Jack provided
- Integral Quick-Connect adapter
- Bronze or Satin Nickel metal finishes

## Also Available: Fixed-Connect Pendant

### 1XC 1 Light Pendant



#### NO CORD CUTTING REQUIRED

- Suitable for use on sloped ceilings
- 1x electronic 60W dimmable 120V transformer
- Installs to standard 4" octagonal junction box
- Bronze or Satin Nickel metal finishes
- **OPTIONAL:** 277V transformer  
For commercial applications, contact factory

**3Ft. CORD LENGTH:**  
For 36" cord,  
add an "3" to the end  
of the item number,  
i.e. 1XP-174352-SN3.

**4Ft. CORD LENGTH:**  
For 48" cord,  
add an "4" to the end  
of the item number,  
i.e. 1XP-174352-SN4.

**15Ft. CORD LENGTH:**  
For longer 15' cord,  
add an "L" to the end  
of the item number,  
i.e. 1XP-174352-SNL.

### Project Information:

### MORE MOUNTING OPTIONS:

- Besa quick-connect canopies, order separately

3Lt Linear: T23BQ

3Lt Round: T23XQ

3Lt Lrg. Rnd: T23XL

6Lt Round: T26XQ

1Lt Dome: T21MQ

3Lt Bar: T23VQ

4Lt Bar: T24VQ

- Besa Monorail system, order separately