

SPECIFICATIONS:**DESCRIPTION**

Low Voltage mini pendant with handcrafted glass.
Includes Quick-Connect jack.

LAMPING

50W Low pressure halogen or xenon GY6.35 12V Bi-Pin lamp (included). Optional lamp shield is also available.

**DIFFUSER**

Shade shall be handcrafted glass of various decors.
Diameter of 4.75" and height of 3.0"

CORD

Satin Nickel has 10' braided cord with a clear teflon jacket.
Bronze has 10' braided cord with a bronze teflon jacket.

METAL FINISH

Shade fitter is finished in either Bronze or Satin Nickel.

ELEMENT OPTIONS

Refer to back page. Available as Quick-Connect element only,
or with rail adapter, or with 1 light Quick-Connect canopy.

MOUNTING

Canopies mount directly to 4" round or octagonal ceiling box.
Suitable for sloped ceilings.

QUICK-CONNECT JACK

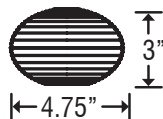
Quick-connect jack is compatible with Besa Monorail system,
Quick-Connect Canopies (order separately).

LABELS

ETL listed. Suitable for Dry Locations (interior use only).



Opal Ribbed • Satin Nickel



561207
Opal Ribbed

For ordering information, see page back.

Glass dimensions provided are nominal. Allowance must be made for dimensional tolerance in handcrafted glasses.

REVISED 7/08

12V Quick-Connect Mini Pendant: Lasso



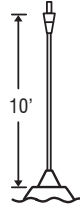
DRY

ORDERING:

Element Options		Shade	Metal Finish
XP Jack Only		561207 Opal Ribbed	BR Bronze
RXP Rail-Ready			SN Satin Nickel
1XM Dome Monopoint			
1XP Flat Monopoint			

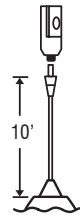
PENDANT ELEMENT OPTIONS:

XP: Pendant Element



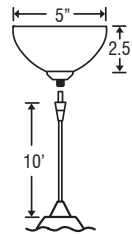
- Pendant Shade and Cord/Socket Set
- 10' Field-adjustable cord provided
- Quick-Connect Jack provided
- Compatible with Besa Monorail System and Canopies

RXP: Element + Rail Adapter



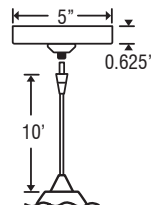
- **RAIL-READY**
- Pendant Shade and Cord/Socket Set, plus Rail Adapter
- 10' Field-adjustable cord provided
- Quick-Connect Jack provided

1XM: 1 Light Dome




- Pendant Shade and Cord/Socket Set, plus Monopoint Dome Canopy
- 10' Field-adjustable cord provided
- Quick-Connect Jack provided
- Quick-Connect Adapter integral
- 1x electronic transformer included

1XP: 1 Light Flat



- Pendant Shade and Cord/Socket Set, plus Monopoint Flat Canopy
- 10' Field-adjustable cord provided
- Quick-Connect Jack provided
- Quick-Connect Adapter integral
- 1x electronic transformer included, fits partially in junction box

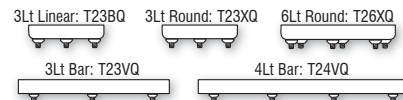
METAL & CORD FINISHES:



Project Information:

MORE MOUNTING OPTIONS:

- Multilight Quick-Connect Canopies, order separately



- 300W Monorail system, order separately