

SPECIFICATIONS:

DESCRIPTION

Low voltage mini pendant with handcrafted glass.
Includes Quick-Connect jack.

LAMPING

35W Low pressure halogen GY6.35 12V Bi-Pin lamp, included.
Suitable for use in an open fixture. Optional lamp shield also available.

DIFFUSER

Shade shall be handcrafted glass of various decors.
Diameter of 2.625" and height of 10"

CORD

Standard cord is 10' field-adjustable coaxial type with teflon jacket
and decorative sleeve at the socketholder. Jacket tint coordinates
with metal finish. Cords also available in 36", 48" or 15' lengths.

QUICK-CONNECT JACK

Quick-Connect jack is compatible with Besa Rail Adapter,
or Quick-Connect canopies (order separately).

METAL FINISH

Glass retainer hardware, sleeve and Quick-Connect jack
are finished in either Bronze or Satin Nickel.

ELEMENT OPTIONS


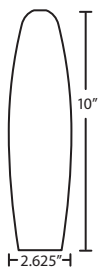
Refer to next page. Available as Quick-Connect element only,
or with Rail Adapter for use with Besa Monorail, or with 1 light
Quick-Connect canopy.

LABELS

ETL or UL Listed. Suitable for Dry Locations (interior use only).



Glass Dimensions:



For ordering information, see next page

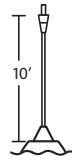
All dimensions provided are nominal.
Allowance must be made for dimensional tolerance in handcrafted glasses.

ORDERING:

Quick-Connect Options	Decor	Metal Finish
XP Jack Only	439507 Opal Matte	BR Bronze
RXP Rail-Ready	439518 Amber Cloud	SN Satin Nickel
1XP 1 Lt. Flat Canopy	439519 Carrera	
	439541 Garnet	
	439580 Amber Matte	
	439586 Blue Cloud	
	4395CE Ceylon	
	4395HB Habanero	
	4395HN Honey	
	4395MA Magma	
	4395VM Vanilla Matte	

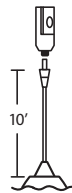
PENDANT OPTIONS:

XP Pendant Element Only



- Pendant Shade and Cord/Socket Set
- 10' Field-adjustable braided coaxial-type cord with a teflon jacket (clear or bronze tint coordinates with metal finish)
- Quick-Connect Jack provided
- Compatible with Besa Canopies and Rail Adapter
- Bronze or Satin Nickel metal finishes

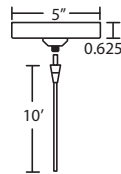
RXP Pendant + Rail Adapter



READY FOR RAIL

- Pendant Shade and Cord/Socket Set, plus Rail Adapter
- 10' Field-adjustable braided coaxial-type cord with a teflon jacket (clear or bronze tint coordinates with metal finish)
- Quick-Connect Jack provided
- Compatible with Besa Monorail System
- Bronze or Satin Nickel metal finishes

1XP Pendant + Monopoint Flat Canopy



- Pendant Shade and Cord/Socket Set, plus Flat Canopy
- 1x electronic 60W dimmable transformer, fits partially in junction box
- 10' Field-adjustable braided coaxial-type cord with a teflon jacket (clear or bronze tint coordinates with metal finish)
- Quick-Connect Jack provided
- Integral Quick-Connect adapter
- Bronze or Satin Nickel metal finishes

3Ft. CORD LENGTH:
For 36" cord, add an "3" to the end of the item number, i.e. 1XP-174352-SN3.

4Ft. CORD LENGTH:
For 48" cord, add an "4" to the end of the item number, i.e. 1XP-174352-SN4.

15Ft. CORD LENGTH:
For longer 15' cord, add an "L" to the end of the item number, i.e. 1XP-174352-SNL.

Project Information:

MORE MOUNTING OPTIONS:

- Besa quick-connect canopies, order separately
- | | | | |
|-----------------------|----------------------|-------------------------|----------------------|
| 3Lt Linear: T23BQ
 | 3Lt Round: T23XQ
 | 3Lt Lrg. Rnd: T23XL
 | 6Lt Round: T26XQ
 |
| 1Lt Dome: T21MQ
 | 3Lt Bar: T23VQ
 | 4Lt Bar: T24VQ
 | |
- Besa Monorail system, order separately